

# WPFX SERIES Outdoor Lighting

WPFX-SM-15-40W-MCTP-P

**MCTP** Multi Color Temperature & Multi Power/Wattage (Selectable)

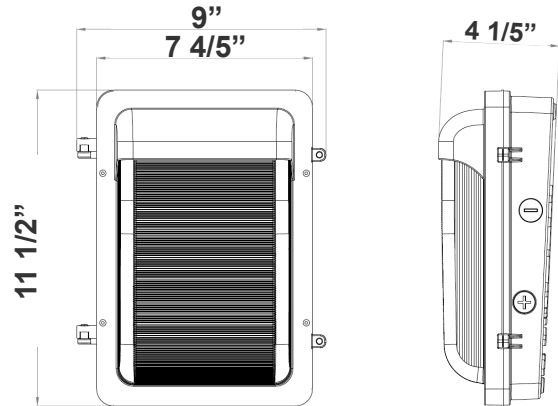


Customer Name: \_\_\_\_\_

Project Name: \_\_\_\_\_

Note: \_\_\_\_\_

Type: \_\_\_\_\_



**9" (W) x 11 1/2" (H) x 4 1/5" (D)**

Ideal for general site lighting, alleys, loading docks, doorway, pathway, and parking areas. Great for use with motion sensors or another instant on/off controls.

## Features

- High Light Transmittance, Anti-UV and Fire Resistant PC Lens
- Two 1/2" Knockouts on Each Side
- 7-Year Warranty
- Die-Cast Aluminum With Powder Coat Finish (Dark Bronze)
- Multi Color Temperature & Multi Power/Wattage (Selectable)

## Technical Specifications

### Electrical:

- Voltage: 120-277V AC 60Hz
- Wattage: 15W/25W/40W
- Power Factor: >0.9
- THD: <20%
- Efficacy: 130 LPW

### Mechanical:

- Die-Cast Aluminum With Powder Coat Finish
- High Light Transmittance, Anti-UV and Fire Resistant Shatterproof PC Lens
- DC Button Photocell with ON/OFF switch Included
- Two 1/2" Knockouts on Each Side
- Operating Temperature: -40°F -113°F
- 7-Year Warranty
- IP65, Suitable For Wet Location

### Lighting:

- Dimming: 0~10V Dimmable
- Multi CCT(Switches are inside fixture)
- Lumileds 2835, High CRI.
- Total Lumens: 5200LM Max
- Color Temperatures: 3000K/4000K/5000K
- Color Rendering Index: CRI ≥ 80
- Beam Angle: H127° x V85°
- Rated life: 70,000 Hrs

### Applications:

- Entrance Lighting
- Courtyard Lighting
- Industrial Lighting
- Outdoor Landscape Lighting
- Building The hotel
- Wall Lighting Area And So On

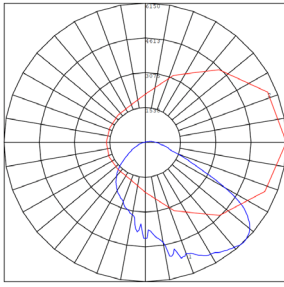
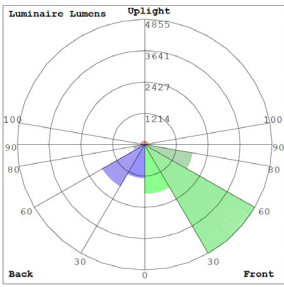
### Other Models:

• 120W | 15600LM | WPFX-LG-80-120W-MCTP-P

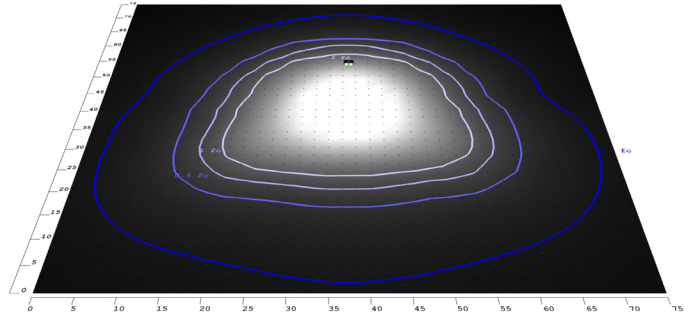
• 40W | 5400LM | WPFX-MD-20-40W-MCTP-P



**Photometrics:** WPFX-SM-15-40W-MCTP-P



BUD Rating: B3-U3-G3



Area 75'x 75' Mounting Height: 8'

**Other Views:**



Side View



Front View



Back View

**Performance Table:** WPFX-SM-15-40W-MCTP-P

MODEL NO.	Wattage	Voltage	Lumens	Color Temp.	BUG Rating	LPW
WPFX-SM-15-40W-MCTP-P	15W	120~277V	1950LM	3000K 4000K 5000K	B3-U3-G3	130
	25W		3250LM			
	40W		5200LM			

**Sample Ordering**

Model	Size	Min.	Wattage	Color Temp.						
WPFX	-	SM	-	15	-	40W	-	MCTP	-	P

**Factory-Installed Option:**

Blank = No Option For Accessories  
 OPT-EM-OD3INT = EMERGENCY BACKUP BATTERY  
 OPT-SEN-3MRLV-5 = PROGRAMMABLE MICROWAVE SENSOR  
 OPT-WP-480V = CHANGE VOLTAGE TO 480V

**FACTORY-INSTALLED OPTION:**



OPT-EM-OD3INT



OPT-SEN-3MRLV-5



**COLOR CHART:** \* Choose from one of our Premium Colors with no set-up fee.

**Gloss:**



SILVER METALLIC  
70 GLOSS  
T357-GR105



SILVER METALLIC  
30 GLOSS  
T353-GR06



DARK RED 90  
GLOSS  
P009-RD02



INTERNATIONAL  
ORANGE 90  
GLOSS  
T009-OG26




SAFETY ORANGE  
90 GLOSS  
T009-OG01



YELLOW 90  
GLOSS  
T009-YL14



YELLOW 90  
GLOSS  
T009-YL01



TRAFFIC GREEN  
70 GLOSS  
T007-GN16



GREEN 70 GLOSS  
T007-GN13



GREEN 60 GLOSS  
C006-GN03



BLUE 90 GLOSS  
T009-BL01



DARK BLUE 80  
GLOSS  
T008-BL20



RAL 8028 TERRA  
BROWN 90 GLOSS  
C209-BR358

**Hammer:**




WHITE HAMMER  
T013-WH09



BEIGE HAMMER  
T013-BG38



GREY HAMMER  
C013-GR08



SILVER  
HAMMERTONE  
T064-GR05




BLACK HAMMER  
T013-BK62



RED HAMMER  
T013-RD15



GREEN HAMMER  
T013-GN20



BLUE HAMMER  
T013-BL468



BRONZE HAMMER  
T012-BR161

**Texture:**



WHITE TEXTURE  
C031-WH120



FLINT GRAY  
TEXTURE  
T243-GR522




BLACK TEXTURE  
C241-BK109



RED TEXTURE  
T241-RD129



BLUE TEXTURE  
C241-BL544



OIL RUBBED  
BRONZE TEXTURE  
T291-BR251


**Vein:**



BLACK/WHITE  
VEIN  
T075-WH34



SILVER VEIN  
T375-BK26



COPPER VEIN  
EXTERIOR  
T075-BK211



GOLD VEIN  
T375-BK10



COPPER VEIN  
T375-BK07

