

WMXE SERIES LED OUTDOOR LIGHTING

WESTGATE
THE FUTURE IS HERE...AND IT'S QUITE BRIGHT!

WMXE-MD-80-120W-MCTP-P

POWER & 3 CCT ADJUSTABLE BUILDER SERIES TRADITIONAL WALL PACK WITH EMERGENCY BACKUP

MCTP Multi Color Temperature & Multi Power/Wattage (Selectable)

Customer Name: _____

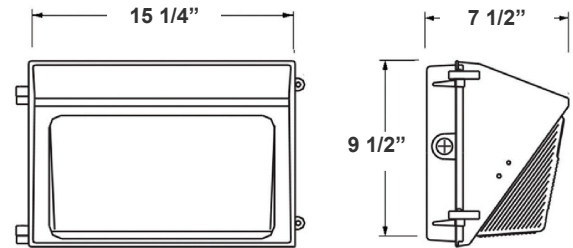
Project Name: _____

Note: _____

Type: _____



Avail. Finishes:



15 1/4"(W) x 9 1/2"(H) x 7 1/2"(D)

Ideal for general site lighting, alleys, loading docks, doorway, pathway, and parking areas.

Features

- ADC12 Aluminum Heat Sink, Outdoor Powder Coating
- Multi-Power Switch is inside the Fixture
- 7-year warranty
- Prismatic Borosilicate Glass Lens

Technical Specifications

Electrical:

- Input Wattage: 80/100/120W
- Input Voltage: 120-277V AC 50/60Hz
- Input current: 1.0 A
- Power factor: >0.9
- Efficacy: 140 LPW

Mechanical:

- ADC12 Aluminum Heat Sink, Outdoor Powder Coating
- Lens: Prismatic Borosilicate Glass Lens
- DC Button Photocell with ON/OFF switch Included
- Same Footprint as Traditional HID Wall Packs
- Four 1/2" Hubs: 1 top, 1 on Each Side, 1 Rear
- Mounting: Wall Mounting
- Operating Temperature: -40°F ~ 104°F
- Lifespan: 70000 Hrs.
- IP rating: IP65, Wet Locations

Lighting:

- Dimming: 0-10V Dimming
- Multi-Power Switch is inside the Fixture
- Total Lumens: 16800LM Max.
- Color Temperature: 3000K/4000K/5000K
- CRI: >70

Applications:

- Ideal for general site lighting, alleys, loading docks, doorway, pathway and parking areas.
- Replace existing HID wall packs
- Great for use with photocell

Other Models:

• 65W | 9100LM | WMXE-MD-25-65W-MCTP-P

• 85W | 11900LM | WMXE-MD-45-85W-MCTP-P

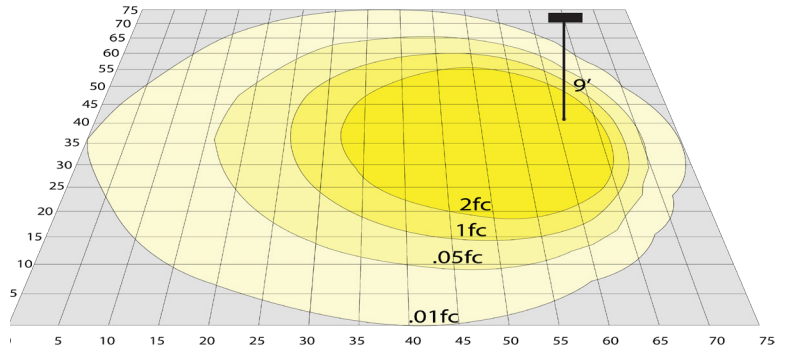
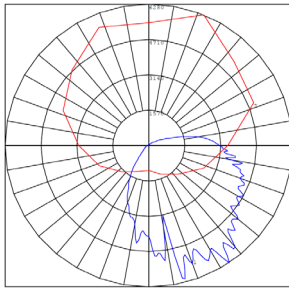
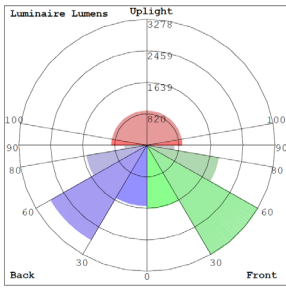


Phone: (877) 805-2252 | Fax: (877) 805-2252
www.westgatemfg.com |



WG-06282022

Photometrics: WMXE-MD-80-120W-MCTP-P-EM



BUG Rating: B3-U4-G4

Area 75'x 75' Mounting Height: 9'

Other Views:



Side View



Front View



Back View

Performance Table: WMXE-MD-80-120W-MCTP-P-EM

MODEL NO.	Wattage	Voltage	Lumens	Color Temp.	BUG Rating	LPW
WMXE-MD-80-120W-MCTP-P-EM	80W	120-277V	11200	3000K 4000K 5000K	B3-U4-G4	140
	100W		14000			
	120W		16800			

Sample Ordering

Model Size Min. Watt Max. Watt Color Temp. Photocell Battery
 WMXE - MD - 80 - 120W - MCTP - P - EM

Accessories:

Blank = No Option For Accessories
 WML-SH2= SHIELD FOR WMXE-MD

Factory-Installed Options:

Blank = No Option For Accessories
 OPT-EM-OD3INT= INTERNAL EMERGENCY BACKUP BATTERY
 OPT-SEN-3MRLV-5= PROGRAMMABLE MICROWAVE
 OPT-CLR-85= COLOR PAINT
 WEC-8RC= REMOTE CONTROL
 OPT-TRS-T20= TAMPER RESISTANT SCREW

FACTORY-INSTALLED OPTIONS:



OPT-EM-OD3INT



WEC-8RC



OPT-SEN-3MRLV-5

Dimensions:



WML-SH2
SHIELD FOR WMXE MD

