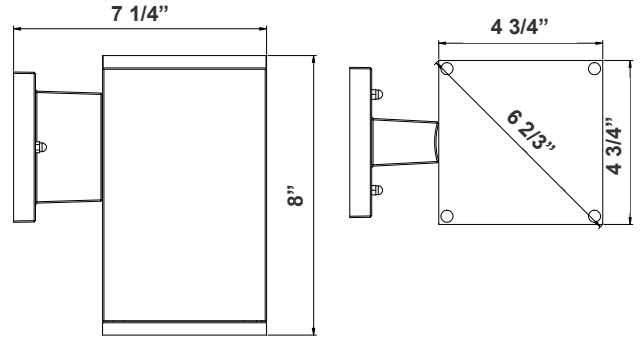


WMCS5 SERIES OUTDOOR LIGHTING

WMCS5-DL-MCT-BK-DD
WMCS5-DL-MCT-BR-DD
WMCS5-DL-MCT-BN-DD
WMCS5-DL-MCT-WH-DD

Customer Name: _____
Project Name: _____
Note: _____ | Type: _____



8"(H) x 4 3/4"(W) x 7 1/4"(D)

Ideal for general site lighting, walkways, and stairways, alleys, loading docks, doorway, pathway and parking areas

Features

- Finish: Black, Bronze, Brushed Nickel & White
- Multi CCT (Selectable Switch on the Bottom of the Arm, Protected by Silicon Cover to be Waterproof)
- 7-Year Warranty
- Outdoor Down Light

Technical Specifications

Electrical:

- Voltage: 120-277V AC
- Power Factor: >0.95
- Wattage: 20W
- Efficacy: 80 LPW
- THD: <20%

Mechanical:

- Housing: Die-cast Aluminum & Glass
- Finish: Black, Bronze, Brushed Nickel & White
- Maximum Ambient Temperature: -68°F to 104°F
- Suitable for Wet Location

Lighting:

- Dimming: (Dual Function) Triac Dimmable at 120V & 1-10V Dimming at 120-277V
- Total Lumens: 1600LM
- Color Temperatures: 3000K/4000K/5000K
- Multi CCT (Selectable Switch on the Bottom of the Arm, Protected by Silicon Cover to be Waterproof)
- Color Rendering Index: CRI ≥ 80
- Rated life: 70,000 hrs
- Beam angle: 45°

Applications:

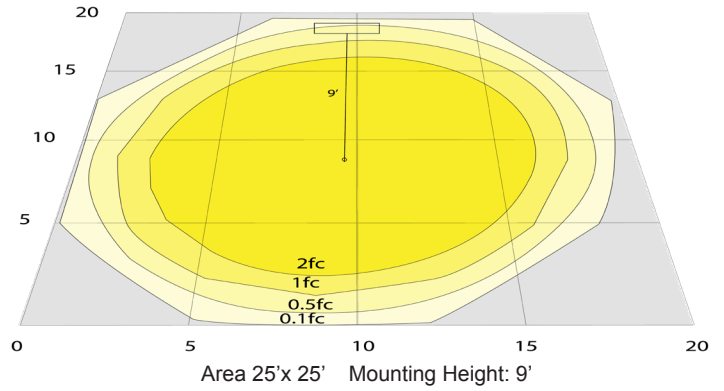
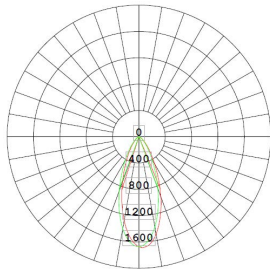
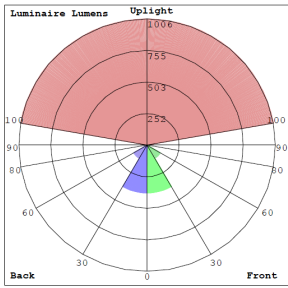
- Ideal for general site lighting, walkways, and stairways, alleys, loading docks, doorway, pathway and parking areas

Other Models:

- 40W | 3200LM | WMCS-UDL-MCT-BK-DD
- 40W | 3200LM | WMCS-UDL-MCT-BR-DD
- 40W | 3200LM | WMCS-UDL-MCT-BN-DD
- 40W | 3200LM | WMCS-UDL-MCT-WH-DD



Photometrics: WMCS5-DL-MCT-DD



BUG Rating: B1-U1-G0

Other Views:

Black Finish:



Side View



Back View



Lens View

Bronze Finish:



Side View




Back View



Lens View

Brushed Nickel Finish:



Side View



Back View



Lens View

White Finish:



Side View



Back View



Lens View



Performance Table: WMCS-DL-MCT-DD

MODEL NO.	Wattage	Voltage	Lumens	Color Temp.	BUG Rating	LPW
WMCS5-DL-MCT-BK-DD	20W	120-277V	1600LM	3000K/ 4000K/ 5000K	B1-U1-G0	80
WMCS5-DL-MCT-BR-DD	20W	120-277V	1600LM	3000K/ 4000K/ 5000K	B1-U1-G0	80
WMCS5-DL-MCT-BN-DD	20W	120-277V	1600LM	3000K/ 4000K/ 5000K	B1-U1-G0	80
WMCS5-DL-MCT-WH-DD	20W	120-277V	1600LM	3000K/ 4000K/ 5000K	B1-U1-G0	80

Sample Ordering

Model **Light Direction** **Color Temp.** **Finish** **Dimming**

WMCS5 - DL - MCT - - DD

BK = Black
 BR = Bronze
 BN = Brushed Nickel
 WH = White

Factory-Installed Option:

Blank = No Option For Accessories
 OPT-PC-B = FOR 120V-277V PHOTOCELL
 OPT-EM-OD1INT = INTERNAL EMERGENCY BACK UP BATTERY

Example:

1. WMCS5-DL-MCT-BR-DD (FOR WMCS5 20W DOWN LIGHT MCT BRONZE FIXTURE 120-277V)
2. WMCS5-DL-MCT-BR-DD (FOR WMCS5 20W DOWN LIGHT MCT BRONZE FIXTURE 120-277V)
 OPT-PC-B (FOR 120V-277V PHOTOCELL)

FACTORY-INSTALLED OPTION:



OPT-PC-B
 FOR 120V-277V PHOTOCELL



OPT-EM-OD1INT
 INTERNAL EMERGENCY
 BACK UP BATTERY

