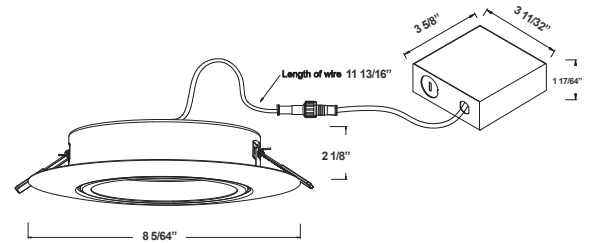


RSL SERIES RESIDENTIAL LIGHTING

RSL6-ADJ-MCT5-WP
LED ULTRA SLIM RECESSED LIGHTS
MCT5 Multi Color Temperature (Selectable)

Customer Name: _____
Project Name: _____
Note: _____ | Type: _____



LED DOWNLIGHTS (SMOOTH TRIM) - 6" ROUND Ideal for New As Well As Old Residential And Commercial Constructions.

8 5/64"(W) x 2 1/8"(H)

Features

- 6" Smooth Recessed Trim
- Multi CCT (Selectable Switch on the Back Of The Driver)
- Isolated Driver For Improved Thermal Management
- 5-Year Warranty
- Spun Aluminum With White Powder Coat Finish

Technical Specification

Electrical:

- Voltage: 120V AC
- Output Voltage: 36VDC
- Power Factor: >0.90
- Wattage: 15W
- Efficacy: 75 LPW
- Total Harmonic Distortion: $\leq 15\%$

Mechanical:

- 1/4" Thick
- Up to 9 AWG18 Wires
- Die-cast Aluminum With White Powder Coat Finish
- Pot Light Housing is Not Required Even for Insulated Ceiling
- Junction Box 1" Thick Included With Fixture
- Type Crated: Approved For Direct Contact With Insulation
- Maximum Ambient Temperature: -4°F to 104°F
- Suitable For Wet Location

Lighting:

- Multi CCT (Selectable Switch On The Back Of The Driver)
- Dimming: Dimmable Down to 10% Using a Standard TRIAC LED Dimmer
- Lens: 0.125" White Translucent Acrylic
- Can Rotate After Installation To Align
- LED: Seoul DOB (Driver On Board) Technology
- Optics: White Translucent Acrylic
- Total Lumens: 1125LM
- Color Temperatures: 2700K/ 3000K/ 3500K/ 4000K/ 5000K
- Color Rendering Index: CRI ≥ 80
- Beam Angle: 100° - 110°
- Rated life: 50,000 hrs

Applications:

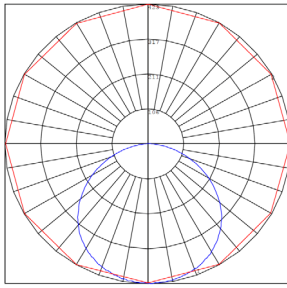
- LED recessed trims have been designed to be a flexible lighting solution for new construction applications, Ideal for closets, storage areas, attics, corridors, or general lighting solutions for residential and commercial applications

Other Models:

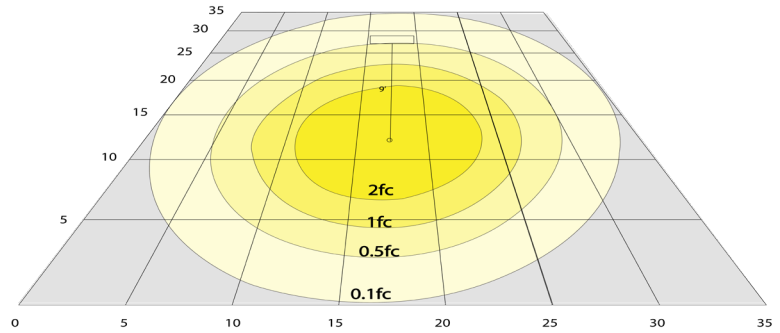
- 9W | 630LM | RSL4-ADJ-MCT5-WP



Photometrics: RSL6-ADJ-MCT5-WP



BUG Rating: B1-U2-G1



15W 5000K, Area 35'x 35' Mounting Height: 9'

Other Views:



Side View



Front View



Junction box 1-1/4" thick included with fixtures

Back View

Performance Table: RSL6-ADJ-MCT5-WP

MODEL NO.	Wattage	Voltage	Lumens	Color Temp.	BUG Rating	LPW
RSL6-ADJ-MCT5-WP	15W	120V	1125LM	2700K	B1-U2-G1	75
				3000K		
				3500K		
				4000K		
				5000K		

Sample Ordering

Model

Color Temp.

RSL6 - ADJ - MCTP - WP

Accessories:

Blank = No Option For Accessories

RSL-EXT-10FT-MCT = 10 FT. EXTENSION CABLE FOR USE WITH ALL SLIM LIGHT

RSL6-RI-13 = 6" ROUND ROUGH-IN PLATE, 13" LONG

RSL6-RI = 6" ROUND ROUGH-IN PLATE, 26" LONG

RSL-346-RIBH = 3", 4", 6" (ADJUSTABLE) ROUND GALVANIZED PLATE WITH BAR HANGERS

RSL6-GR = GOOF RING FOR 6IN LIGHTS WITH BUTTERFLY WINGS

Factory-Installed Option:

Blank = No Option For Accessories

OPT-EM-DL1EXT = EXTERNAL BATTERY BACKUP

ACCESSORIES:



RSL6-RI-13
6" Round Rough-in Plate,
13" Long



RSL-EXT-10FT-MCT
10 Ft. Extension Cable For use
with all Slim Light



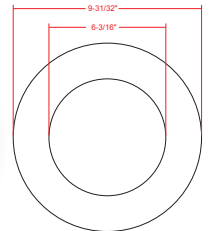
RSL6-RI
6" Round Rough-in Plate, 26" Long



RSL-346-RIBH
3", 4", 6" (Adjustable) Round Galvanized
plate with Bar Hangers



RSL6-GR
Goof Ring For 6in Lights With Butterfly
Wings



FACTORY-INSTALLED OPTION:



OPT-EM-DL1EXT
EXTERNAL BATTERY BACKUP



Compatible Dimmer List:

MODEL NO.	BRAND
6631-1LT	LEVITON
MACL-153MLH-AL	LUTRON
TGCL-153PH-LA	LUTRON
DVW-603PGH-WH	LUTRON
CT-600PR-WH	LUTRON
LGCL-153PHL-IV	LUTRON
TGCL-153PH-LA	LUTRON
LSLV603PWV	LUTRON
6674-POW	LEVITON
DVCL-153P	LUTRON
MSCL-OP153P	LUTRON
CTCL-153P	LUTRON
MACL-153M	LUTRON
HCL453PTCCCV6	PASS & SEYMOUR
LSLV603PWV	PASS & SEYMOUR

