

DLSE6-MCT



Selection:

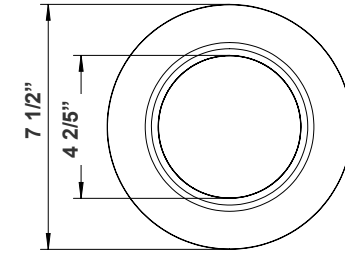


Disk lights have been designed to be a flexible lighting solution for retrofit and new construction applications, Ideal for closets, storage areas, attics, corridors, or general lighting solutions for residential and commercial applications.

Customer Name: \_\_\_\_\_

Project Name: \_\_\_\_\_

Note: \_\_\_\_\_ Type: \_\_\_\_\_



7 1/2" x 1 1/5"

## Features

- Spun Steel, Powder-Coated
- Unique DOB (Driver On Board) LED Board Enclosed in Clear PC Cover for Better Damp Location Performance
- MCT: The Switch is On The LED Board Under The Lens
- White Translucent Acrylic Lens
- 5-Year Warranty
- JA8-E-2016 & Title 24 Compliant (approved approved by the state of California and registered with the California Energy Commissions (CEC))

## Technical Specifications

### Electrical:

- Voltage: 120V AC
- Power Factor: >0.90
- Wattage: 15W
- Efficacy: 67 LPW

### Mechanical:

- White Finish
- Spun Steel, Powder-Coated
- Fits on 4" Octagonal (4O) or 3" Octagonal (3O) Electrical Boxes
- Maximum Ambient Temperature: 104°F
- Rated life: 50,000 hrs
- Suitable for Damp Location

### Lighting:

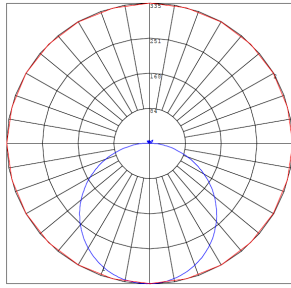
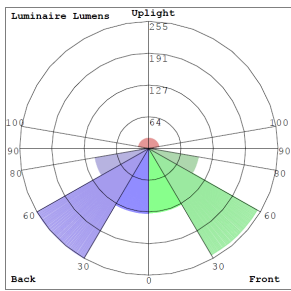
- Lens: White Translucent Acrylic
- MCT: The Switch is On The LED Board Under The Lens
- LED: Unique DOB (Driver On Board) LED Board Enclosed in Clear PC Cover for Better Damp Location Performance
- Dimming: TRIAC Dimming (Using Standard TRIAC LED Dimmers)
- Total Lumens: 1000LM
- Color Temperatures: 3000K/ 4000K/ 5000K
- Color Rendering Index: CRI ≥ 90

### Applications:

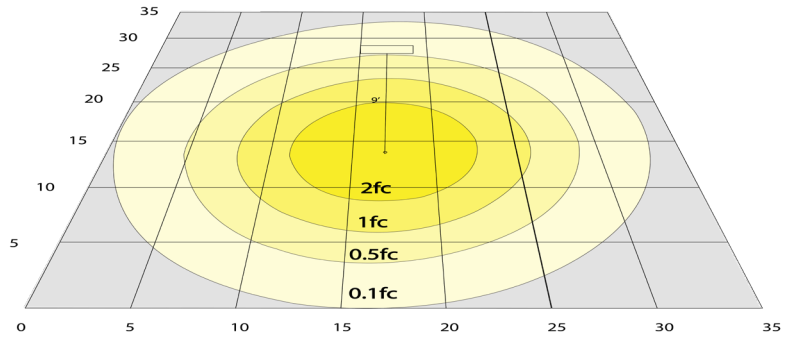
- Disk lights have been designed to be a flexible lighting solution for retrofit and new construction applications, Ideal for closets, storage areas, attics, corridors, or general lighting solutions for residential and commercial applications



## Photometrics: DLSE6-MCT



BUG Rating: B1-U2-G1




Area 35'x 35' Mounting Height: 9'

## Other Views:



Side View



Front View



Back View

## Performance Table: DLSE6-MCT

MODEL NO.	Wattage	Voltage	Lumens	Color Temp.	BUG Rating	LPW
DLSE6-MCT	15W	120V	1000LM	3000K 4000K 5000L	B1-U2-G1	67

## Sample Ordering

Model Color Temp.

DLSE6 - MCT

## Factory-Installed Options:

Blank = No Option For Accessories  
OPT-EM-DLS6 = MOUNT IN EXTENDED BASE

## Example:

- DLSE6-MCT (FOR DLSE6 15W MCT FIXTURE 120V)
- DLSE6-MCT (FOR DLSE6 15W MCT FIXTURE 120V)  
OPT-EM-DLS6 (MOUNT IN EXTENDED BASE)

## FACTORY-INSTALLED OPTION:



OPT-EM-DLS6

