

# CDX SERIES OUTDOOR LIGHTING

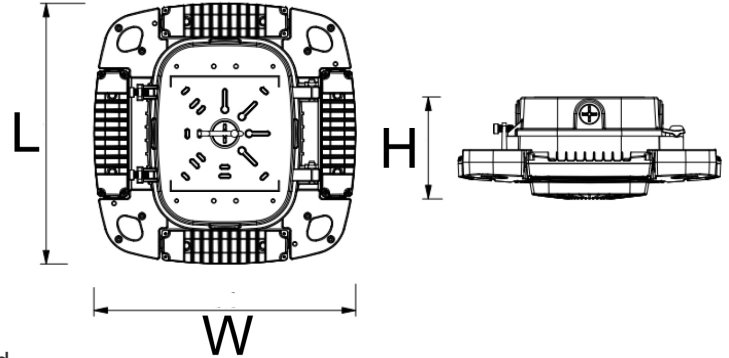
**CDX-35-55W-MCTP-BR**  
SPEC SERIES POWER & CCT- ADJUSTABLE LED ADJUSTABLE CANOPY/PARKING LIGHTS  
**MCTP** Multi Color Temperature & Multi Power/Wattage (Selectable)

Customer Name: \_\_\_\_\_

Project Name: \_\_\_\_\_

Note: \_\_\_\_\_

Type: \_\_\_\_\_



10 3/5"(L) X 10 3/5" (W) X 4 1/2" (H) X 5 1/3"(D)

Ideal for indoor parking lots, commercial buildings, schools, warehouses, retail centers, apartment complexes. Designed for 9 to 16-foot mounting.

## Features

- Housing: Die-cast Aluminum With Prismatic Polycarbonate Lens Redesigned For LED
- Designed for 9 to 16 foot mounting heights
- Factory-Installed Options: Battery Backup, Motion Sensor
- Multi-Power Switch is in the Fixture

## Technical Specifications

### Electrical:

- Input Wattage: 35W/45W/55W
- Input Current: 0.6A MAX
- Input Voltage: 120-277VAC 50/60Hz
- Power Factor: >0.90
- LPW: 120 LM/W

### Lighting:

- Dimming: 0~10V dimmable
- Total Lumens: 6600LM Max.
- Color Temperature: 3000K/4000K/5000K
- Color Rendering index: >80
- Beam angle: 150°
- Lifespan: 70000 Hrs

### Mechanical:

- Die-cast Aluminum With Bronze
- Four 1/2" threaded Hubs Located On Four Sides Of the Housing
- Prismatic polycarbonate lens
- Operating temperature: -4°F ~ 104°F
- IP rating: IP65, Wet Locations
- 7-year Warranty

### Applications:

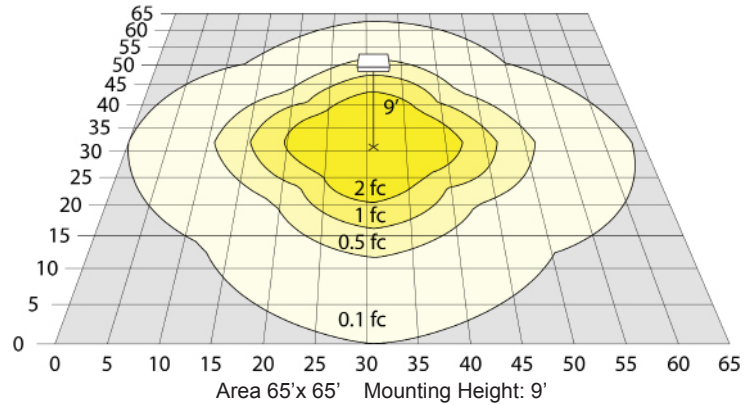
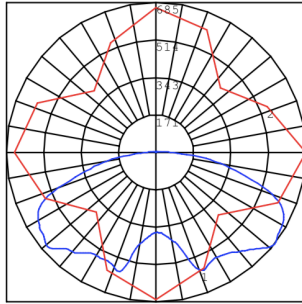
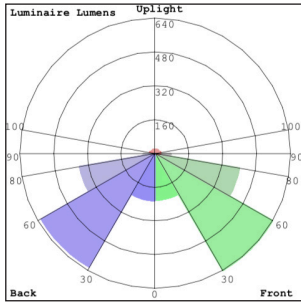
- Indoor Parking
- Commercial Buildings
- School
- Warehouses
- Complexes
- Apartment
- Garage

### Other Models:

- 55W | 6600LM | CDX-35-55W-MCTP-WH



## Photometrics: CDX-35-55W-MCTP-BR



BUD Rating: B1-U2-G1

## Other Views:



Side View



Front View



Back View

## Performance Table: CDX-35-55W-MCTP-BR

MODEL NO.	Wattage	Voltage	Lumens	Color Temp.	BUG Rating	LPW
CDX-35-55W-MCTP-BR	35W	120~277V	4200LM	3000K	B1-U2-G1	120
	45W		5400LM	4000K		
	55W		6600LM	5000K		

## Sample Ordering

Model	Watt	Watt	Color Temp.	Finish				
CDX	-	35	-	55W	-	MCTP	-	BR

## Factory Installed Options

Blank = No Option For Factory-Installead  
 OPT-EM-CDX-55 = INTERNAL EMERGENCY BACKUP BATTERY  
 OPT-SEN-2MDR-36 = PROGRAMMABLE MICROWAVE BI-LEVEL SENSOR  
 OPT-PC-B = PHOTOCELL  
 OPT-CLR-95(BK/GR/SR/WH) = COLOR PAINT  
 WEC-3RC = OPTIONAL REMOTE CONTROL  
 OPT-TRS-T20 = TAMPER RESISTANT SCREW

## SENSOR AND REMOTE CONTROL OPTIONS



OPT-EM-FM1INT



WEC-3RC



OPT-PC-B



OPT-SEN-2MD-35

## MOUNTING OPTIONS

