

## DESCRIPTION

The EU Edge-Lite Exit series is a UL924 code compliant solution designed to run for a minimum of 90 minutes during a power outage. The crystal clear lens panel provides excellent light distribution and exit visibility. Lens options include single, double sided or a universal lens kit that includes both options. Lenses are have either red or green letters and include field installable arrows. Mounting options include recessed or surface mount. The LED source and nickel cadmium battery eliminate maintenance.

Catalog #		Type
Project		
Comments		Date
Prepared by		

## SPECIFICATION FEATURES

### Electrical

- Dual Voltage Input 120/277 VAC, 60Hz
- Solid-state Voltage Limited Charger
- Solid-state Switching
- Brownout Circuit
- Low-Voltage Disconnect
- Overload/Short Circuit Protection
- Test Switch/ Power Indicator Light

### Housing Construction

- Anodized Aluminum housing
- Black powder coat painted diecast canopy provided
- All components including battery and electronics are located inside the exit housing
- EUS Series Exit can be universally surface mounted, ceiling, wall, or end
- EUS Series Exit is recess mounted with below ceiling access
- Universal J-box mounting pattern

### Trim Panel

- Injection molded, high impact, clear acrylic panel
- Universal, single or double face panels available
- Red or Green letter colors
- Universal, Field Installable Chevrons in Red or Green
- Mirror background included with double face exits
- Edge reflector for optimized efficiency and visibility

### Battery

- Sealed Nickel Cadmium (Self-Powered exits only)
- Maintenance-Free, Long-Life
- Full Recharge Time, 24 hrs. (max.)

### Code Compliance

- UL 924 Damp Location Listed
- Life Safety NFPA 101
- NEC/OSHA
- Most State and Local Codes

### Lamp Data

- AC LED: Long-life LED lamps provide uniform diffused illumination
- DC: LED DC lamps

### Warranty

- 5 year product warranty
- 7 year prorated battery warranty



**EUR Series**  
(Recessed Edgelit)



**EUS Series**  
(Surface Edgelit)

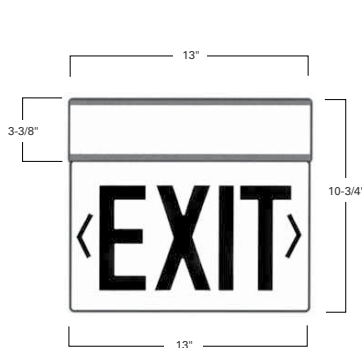
## ORDERING INFORMATION

SAMPLE NUMBER: EUR60R

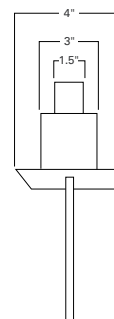
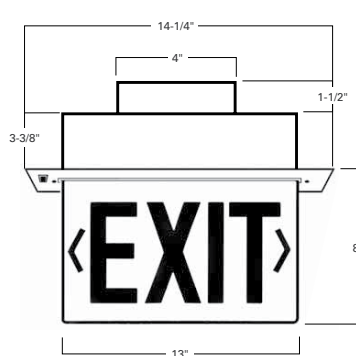
Series	Mounting	Series	Face Options	Battery
EU=Edge-Lit Exit	R=Recessed mount S=Surface mount	6=LED Lamps, AC only 7=LED Lamps, Self Powered	0=Universal (Single or Double face) 1=Single Sided Only 2=Double Sided Only	_=Sealed Lead Calcium (Self-Powered)
Housing Trim Finish	Letters/ Background Color	Chevron Direction	Voltage	
_=Anodized Aluminium	R=Red G=Green	_=Universal Stick-On Chevrons	_=Dual Voltage, 120-277V	

## DIMENSIONS

**Surface EUS Series**



**Recessed EUR Series**



## EUR/EUS Series

Edge-Lit Universal Exits

AC Only

Self Powered

Single or Double Face

Emergency

LED Lamps

EXIT LIGHTING

**TECHNICAL DATA****Lamps**

The EU Series Edge-Lit Exits use energy efficient, long-life LED's to provide uniform diffuse illumination of the exit face. The low operating costs and zero maintenance requirement makes LED lamps the wisest choice for exit signs today. Emergency illumination is provided by LED lamps in the self-powered models.

**Housing Construction**

Rugged, durable anodized aluminum housing is impact resistant. Black powder coat painted mounting canopy provided. Housing is designed to allow easy swap out of exit lens when necessary. All EUS Series Exits can be wall, ceiling, or end mounted.

**Trim Panel**

Trim panels for the EU Series Edgelit Exits are injection molded from impact-resistant clear acrylic. The single face lens is available with a clear background. All double face lens come standard with a mirror background. Universal, fieldinstallable chevrons are provided in Red or Green allowing for universal configuration of the exit sign based on the directional needs of the application. The edge reflector further enhances visibility.

**Solid-State Charger**

Supplied with a 120/277 VAC, voltage regulated solid-state charger, the battery is recharged immediately upon restoration of AC current after a power failure. The charge circuit reacts to the condition of the battery in order to maintain peak battery capacity and maximize battery life. Solid state construction recharges the battery following a power failure in accordance with UL 924.

**Brownout Circuit**

The brownout circuit on the exit monitors the flow of AC current to the exit and activates the emergency lighting system when a predetermined reduction of AC power occurs. This dip in voltage will cause most ballasted fixtures to extinguish causing loss of normal lighting even though a total power failure has not occurred.

**Solid-State Transfer**

The EU Series Edge-Lit Exit incorporates solid state switching which eliminates corroded and pitted contacts or mechanical failures associated with relays. The switching circuit is designed to detect a loss of AC voltage and automatically energizes the lamps using DC power. Upon restoration of AC power, the DC power will be disconnected and the charger will automatically recharge the battery.

**Test Switch/Power Indicator Light**

A test switch located on the side of the exit permits the activation of the emergency circuit for a complete operational systems check. The Power Indicator Light provides visual assurance that the AC power is on.

**Sealed Nickel Cadmium Battery (Self Powered Only)**

Sure-Lites sealed nickel cadmium batteries are maintenance-free with a life expectancy of 10 years. The sealed rechargeable nickel cadmium battery offers high discharge rates and stable performance over a wide range of temperatures, from 0°C to 50°C.

**Warranty**

All Sure-Lites' products are backed by a firm five-year warranty against defects in material and workmanship. Maintenance-free, long-life, sealed nickel cadmium batteries carry a seven year pro-rata warranty.