






Shown actual size: Maestro dimmer and 1-gang Claro wallplate in White (WH).



Control types

-  Single-pole (1 location)
-  3-way (2 locations)
-  Multi-location (up to 10 locations)

Product family features

- True multi-location dimming from every location
- Tap on to preset level; tap off; tap twice for full on; touch rocker to adjust light level
- LEDs indicate light level and glow softly in the dark
- Delayed off provides light as you exit the room
- Programming allows customized functions
- LED+, ELV, and PRO models available
- Coordinating Claro, Satin Finishes, and Stainless Steel wallplates only available separately
- All models must be derated unless otherwise noted. Visit lutron.com/multigang for more information.

Direct load type compatibility

-  Dimmable LED/CFL lighting (screw-base)
-  Incandescent/halogen lighting
-  Magnetic low-voltage lighting
-  Electronic low-voltage lighting
-  LED lighting
-  Fluorescent lighting
-  Switched lighting/fan/motor
-  Ceiling fan/lights

Load type requiring load interface


-  Neon/cold cathode lighting

Lighting load interfaces may be required for some load type, voltage, and capacity combinations. For additional information see "Lighting Load Interfaces."

Available finishes

Use **BOLD** color code in model number (Example: MA-600-**BR**)

Gloss



WH
White

LA
Light Almond

AL
Almond

IV
Ivory

GR
Gray

BR
Brown

BL
Black

Satin Finishes



SW
Snow

BI
Biscuit

TP
Taupe

MN
Midnight

HT
Hot

PD
Palladium

SS
Stainless Steel

Metal wallplate*

* Stainless Steel metal wallplate only available separately and includes black plastic trim/adaptor, visible from side. Match with separate Black (BL) or Midnight (MN) controls.

Digital fade dimmers



- Provides true dimming from each location (with companion dimmer).
- LED+ dimmer provides reliable dimming of dimmable LEDs/CFLs, as well as halogens and incandescents

Dimmable LED/CFL (screw-base) dimmer

Incandescent/halogen dimmer

Magnetic low-voltage dimmer

Electronic low-voltage dimmer

Digital fade PRO LED+ dimmer*

Multi-location/single-pole 120V 250W (LED), 500W (Inc/ELV), 400VA (MLV)	MA-PRO- XX ¹
--	--------------------------------

Visit lutron.com/LEDfinder for our online compatibility tool.

Adjustable low-end trim.

Dimmable LED/CFL (screw-base) dimmer

Incandescent/halogen dimmer

Digital fade LED+ dimmer

Multi-location/3-way [†] single-pole 120V 150W (LED/CFL), 600W (Inc)	MACL-153M- XX ¹
---	-----------------------------------

Visit lutron.com/LEDfinder for our online compatibility tool.

Adjustable low-end trim.

Incandescent/halogen dimmers

Digital fade dimmers

Multi-location/single-pole 120V 1000W	MA-1000- XX ² MSC-1000M- XX ³
--	--

Magnetic low-voltage dimmers

Digital fade dimmers

Multi-location/single-pole 120V 600VA (450W)	MALV-600- XX ² MSCLV-600M- XX ³
Multi-location/single-pole 120V 1000VA (800W)	MALV-1000- XX ² MSCLV-1000M- XX ³

Electronic low-voltage dimmers

Digital fade dimmers**

Multi-location/single-pole 120V 600W	MAELV-600- XX ² MSCELV-600M- XX ³
---	--

XX¹: Gloss and Satin color codes
XX²: Gloss color codes
XX³: Satin color codes
Wallplates not included. Order separately.

* Neutral optional

** **Required neutral connection**

[†] Works with a standard mechanical 3-way switch

Electronic switches



- For multi-location switching, use one Maestro multi-location switch with Maestro companion switches
- Tap switch to turn on/off

Switches

Electronic switches*

Multi-location/single-pole 120V 8A light, 3A fan	MA-S8AM- XX ² MSC-S8AM- XX ³
---	---

Companion controls



- Uses up to nine companion controls with multi-location dimmers or switches
- Uses standard 3-way wiring

Companion controls

Companion controls

Companion dimmer 120V	MA-R- XX ² MSC-AD- XX ³
Companion switch 120V	MA-AS- XX ² MSC-AS- XX ³

Countdown timer control switches



- Tap to start timer (5-60 minutes); tap to turn off; tap twice to turn on with no timer action
- 1-minute warning before lights/fan go off
- Timer advanced programming features available

Timers

Countdown timer control switches (5–60 minutes/full on)

Multi-location/single-pole*† 120V 5A light, 3A fan	MA-T51MN- XX ¹
---	----------------------------------

Timer rated for: incandescent/halogen, magnetic low-voltage, electronic low-voltage, LEDs, fluorescents, CFLs, and general purpose fans.

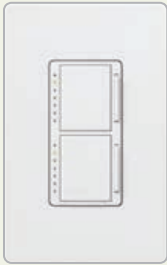
XX¹: Gloss and Satin color codes
XX²: Gloss color codes
XX³: Satin color codes
 Wallplates not included. Order separately.

* **Required neutral connection**

† For multi-location switching, use a companion switch

Dual digital-fade dimmer

(two loads)



Dimmers (top/bottom)

- Replacement for stacked switches
- Tap to turn on to preset light level; tap to turn off; tap twice to turn to full on
- Single location only
- Dimmer advanced programming features available

Dual digital-fade dimmer/ electronic switch

(two loads)



Dimmer (top)

- Replacement for stacked switches
- Tap to turn on to preset light level; tap to turn off; tap twice to turn to full on
- Dimmer advanced programming features available

Switch (bottom)

- Tap to turn on/off
- Single location only

 **Incandescent/halogen dimmer
and incandescent/halogen dimmer**

Dual digital fade dimmer (two loads)

Single-pole	MA-L3L3- XX ¹
120V 300W dimmer (top)	
Incandescent/halogen	
120V 300W dimmer (bottom)	
Incandescent/halogen	

 **Incandescent/halogen dimmer
and switch**

Dual digital fade dimmer/electronic switch
(two loads)

Single-pole	MA-L3S25- XX ¹
120V 300W dimmer (top)	
Incandescent/halogen	
2.5 A light/fan switch (bottom)	

Switch rated for: incandescent/halogen, magnetic low-voltage, electronic low-voltage, CFLs, fluorescents, and general purpose fans.

XX¹: Gloss and Satin color codes
Wallplates not included. Order separately.

Dual digital fade dimmer/countdown timer control switch

(two loads)



Dimmer (top)

- Tap to turn on to preset light level; tap off; tap twice to turn on with no timer action

Timer switch (bottom)

- Tap to start timer (5-60 minutes); tap to turn off; tap twice to turn on with no timer action
- Touch rocker to adjust countdown time from 5–60 minutes
- 1–minute warning before lights go off
- Top LED is full on with no timer action
- Single location only
- Timer advanced programming features available

Fan/light controls



- Tap to turn on to preset light level/fan speed; tap to turn off
- Four fan speeds plus off
- Indicator lights display light level and fan speed
- No canopy module required
- Requires separate wires for fan and light

 **Fan/light controls**

Fan/light controls—quiet 4-speed

Single-pole	MACL-LFQ- XX ¹
120V 1.5A fan	
120V 75W LED/CFL	
250W Incandescent/halogen	

Visit lutron.com/LEDfinder for our online compatibility tool.

Adjustable low-end trim.

 **Incandescent/halogen dimmer and timer**

Dual digital fade dimmer/countdown timer control switch (two loads)

Single-pole	MA-L3T251- XX ¹
120V 300W dimmer (top)	
Incandescent/halogen	
2.5A light/fan timer switch (bottom)	

Timer rated for: incandescent/halogen, magnetic low-voltage, electronic low-voltage, CFLs, fluorescents, and general purpose fans.

XX¹: Gloss and Satin color codes
Wallplates not included. Order separately.