

DESCRIPTION

The RC LED area luminaire provides uncompromising optical performance and outstanding versatility for a wide variety of area and roadway applications. Patented modular LightBAR™ technology delivers uniform and energy-conscious illumination to walkways, parking lots and roadways. UL/cUL listed for wet locations.

Catalog #		Type
Project		
Comments		Date
Prepared by		

SPECIFICATION FEATURES

Construction

Heavy-duty cast aluminum housing and removable door 3G vibration tested to ensure strength of construction and longevity in application. Die-cast aluminum door frame features integral hinges for tool-less maintenance access.

Optics

Choice of twelve patented, high-efficiency AccuLED Optics™ distributions. Optics are precisely designed to shape the light output, maximizing efficiency and application spacing. AccuLED Optics technology creates consistent distributions with the scalability to meet customized application requirements. Offered Standard in 4000K (+/- 275K) CCT and minimum 70 CRI. Optional 3000K CCT, 5000K CCT and 5700K CCT. For the ultimate level of spill light control, an optional house-side shield accessory can be field or factory installed. The house-side shield is designed to seamlessly integrate with the SL2, SL3 or SL4 optics.

Electrical

LED drivers mount to die-cast aluminum back housing for optimal heat sinking, operation efficacy, and prolonged life. Standard drivers feature electronic universal voltage (120-277V 50/60Hz), 347V 60Hz or 480V 60Hz operation. 480V is compatible for use with 480V Wye systems only. Greater than 0.9 power factor, less than 20% harmonic distortion, and is suitable for operation in -40°C to 40°C ambient environments. All fixtures are shipped standard with 10kV/10kA common – and differential – mode surge protection. LightBARs feature an IP66 enclosure rating and maintain greater than 95% lumen maintenance at 60,000 hours per IESNA TM-21. Occupancy sensor and dimming options available.

Mounting

Two-bolt/one-bracket slipfitter with cast-in pipe stop and leveling steps. Fixed-in-place birdguard seals around 1-1/4" or 2" mounting arms.

Finish

Components finished in a standard grey five-stage Super TGIC polyester powder coat paint, 2.5 mil nominal thickness for superior protection against fade and wear. Consult your lighting representative at Cooper Lighting Solutions for a complete selection of standard colors including black and bronze. RAL and custom color matches available. Options to meet Buy American and other domestic preference requirements.

Warranty

Five-year warranty.

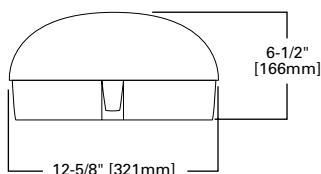
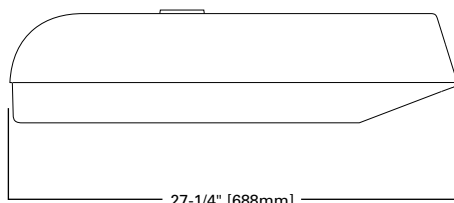


RC LED ROADWAY SMALL CUTOFF COBRAHEAD

1 - 4 LightBARs
Solid State LED

SITE / ROADWAY LUMINAIRE

DIMENSIONS



CERTIFICATION DATA

UL/cUL Listed
LM79 / LM80 Compliant
ISO 9001
IP66 LightBARs
3G Vibration Rated

ENERGY DATA

Electronic LED Driver
>0.9 Power Factor
<20% Total Harmonic Distortion
120-277V/50 & 60Hz, 347V/60Hz,
480V/60Hz
-40°C Minimum Temperature
40°C Ambient Temperature Rating
50°C [Optional] Ambient Temperature
Rating

EPA

Effective Projected Area: (Sq. Ft.)
0.80

SHIPPING DATA

Approximate Net Weight:
21 lbs. (9.5 kgs.)

POWER AND LUMENS BY BAR COUNT (21 LED LIGHTBAR)

Number of LightBARs		E01	E02	E03	E04
Drive Current		350mA Drive Current			
Power (Watts)		25W	52W	75W	97W
Current @ 120V (A)		0.22	0.44	0.63	0.82
Current @ 277V (A)		0.10	0.20	0.28	0.36
Current @ 347V (A)		0.11	0.19	0.28	0.29
Current @ 480V (A)		0.09	0.15	0.20	0.21
T2	Lumens	2,999	5,997	8,996	11,994
	BUG Rating	B1-U0-G1	B2-U0-G2	B3-U0-G3	B3-U0-G3
T3	Lumens	2,986	5,972	8,957	11,943
	BUG Rating	B1-U0-G1	B2-U0-G2	B3-U0-G3	B3-U0-G3
T4	Lumens	2,939	5,877	8,816	11,754
	BUG Rating	B1-U0-G1	B1-U0-G2	B1-U0-G2	B2-U0-G3
5MQ	Lumens	2,999	5,997	8,996	11,994
	BUG Rating	B1-U0-G1	B2-U0-G2	B3-U0-G3	B3-U0-G3
5WQ	Lumens	2,986	5,972	8,957	11,943
	BUG Rating	B1-U0-G1	B2-U0-G2	B3-U0-G3	B3-U0-G3
5XQ	Lumens	2,939	5,877	8,816	11,754
	BUG Rating	B1-U0-G1	B1-U0-G2	B1-U0-G2	B2-U0-G3
SL2	Lumens	2,928	5,856	8,784	11,712
	BUG Rating	B1-U0-G1	B1-U0-G2	B2-U0-G2	B2-U0-G2
SL3	Lumens	2,969	5,937	8,906	11,875
	BUG Rating	B1-U0-G1	B1-U0-G2	B2-U0-G2	B2-U0-G2
SL4	Lumens	2,882	5,764	8,646	11,528
	BUG Rating	B1-U0-G1	B1-U0-G2	B2-U0-G2	B2-U0-G2
RW	Lumens	3,004	6,007	9,011	12,015
	BUG Rating	B2-U0-G2	B3-U0-G3	B3-U0-G3	B3-U0-G3
SLL/SLR	Lumens	2,693	5,387	8,080	10,774
	BUG Rating	B1-U0-G2	B1-U0-G2	B1-U0-G3	B2-U0-G3

POWER AND LUMENS BY BAR COUNT (7 LED LIGHTBAR)

Number of LightBARs		F01	F02	F03	F04
Drive Current		1A Drive Current			
Power (Watts)		26W	55W	78W	102W
Current @ 120V (A)		0.22	0.46	0.66	0.86
Current @ 277V (A)		0.10	0.21	0.29	0.37
Current @ 347V (A)		32	60	85	105
Current @ 480V (A)		0.11	0.19	0.28	0.30
T2	Lumens	2,475	4,951	7,426	9,902
	BUG Rating	B1-U0-G1	B2-U0-G2	B2-U0-G2	B3-U0-G3
T3	Lumens	2,465	4,930	7,395	9,859
	BUG Rating	B1-U0-G1	B2-U0-G2	B2-U0-G2	B3-U0-G3
T4	Lumens	2,426	4,852	7,278	9,704
	BUG Rating	B1-U0-G1	B1-U0-G2	B1-U0-G2	B2-U0-G2
5MQ	Lumens	2,565	5,131	7,696	10,262
	BUG Rating	B2-U0-G1	B3-U0-G1	B3-U0-G1	B3-U0-G2
5WQ	Lumens	2,531	5,061	7,592	10,123
	BUG Rating	B2-U0-G1	B3-U0-G1	B3-U0-G2	B4-U0-G2
5XQ	Lumens	2,553	5,105	7,658	10,210
	BUG Rating	B2-U0-G1	B3-U0-G2	B3-U0-G3	B4-U0-G3
SL2	Lumens	2,417	4,834	7,251	9,668
	BUG Rating	B1-U0-G1	B1-U0-G1	B1-U0-G2	B2-U0-G2
SL3	Lumens	2,451	4,901	7,352	9,803
	BUG Rating	B1-U0-G1	B1-U0-G1	B1-U0-G2	B2-U0-G2
SL4	Lumens	2,379	4,758	7,138	9,517
	BUG Rating	B1-U0-G1	B1-U0-G2	B1-U0-G2	B2-U0-G2
RW	Lumens	2,480	4,959	7,439	9,918
	BUG Rating	B1-U0-G1	B2-U0-G2	B3-U0-G3	B3-U0-G3
SLL/SLR	Lumens	2,224	4,447	6,671	8,894
	BUG Rating	B1-U0-G1	B1-U0-G2	B1-U0-G3	B1-U0-G3

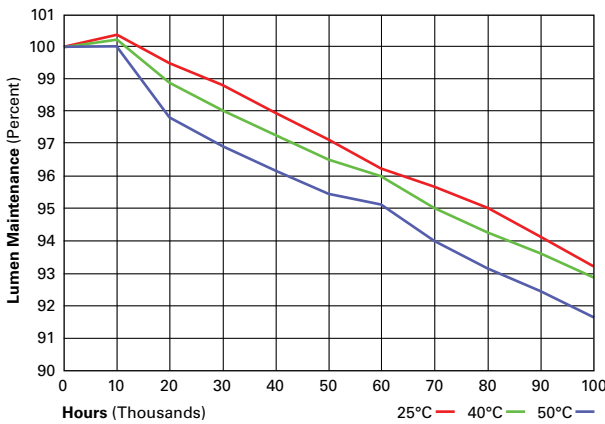
LUMEN MAINTENANCE

Ambient Temperature	25,000 Hours*	50,000 Hours*	60,000 Hours*	100,000 Hours	Theoretical L70 (Hours)
25°C	> 99%	> 97%	> 96%	> 93%	> 450,000
40°C	> 98%	> 97%	> 96%	> 92%	> 425,000
50°C	> 97%	> 96%	> 95%	> 91%	> 400,000

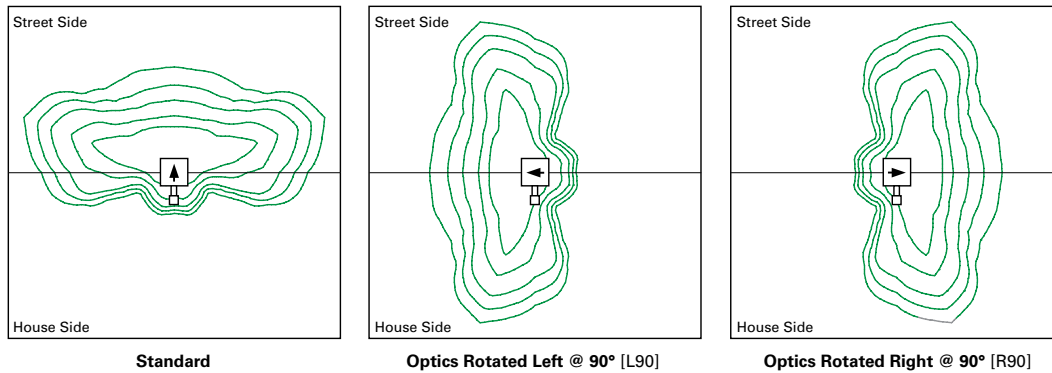
* Per IESNA TM-21 data.

LUMEN MULTIPLIER

Ambient Temperature	Lumen Multiplier
10°C	1.02
15°C	1.01
25°C	1.00
40°C	0.99
50°C	0.96



OPTIC ORIENTATION



ORDERING INFORMATION

Sample Number: LDRC-T2-E01-E

Lamp Type	Series ¹	Distribution	Number of LightBARs ^{2,3}	Voltage
LD =Solid State Light Emitting Diodes BAA-LD =Solid State Light Emitting Diodes, Buy American Act ⁸ TAA-LD =Solid State Light Emitting Diodes, Trade Agreements Act Compliant ⁵	RC =Roadway Small Cutoff Cobrahead	T2 =Type II T3 =Type III T4 =Type IV SL2 =Type II with Spill Control SL3 =Type III with Spill Control SL4 =Type IV with Spill Control 5MQ =Type V Square Medium 5WQ =Type V Square Wide 5XQ =Type V Square Extra Wide RW =Rectangular Wide SLL =90° Spill Light Eliminator Left SLR =90° Spill Light Eliminator Right	E01 =(1) 21 LED LightBAR E02 =(2) 21 LED LightBARs E03 =(3) 21 LED LightBARs E04 =(4) 21 LED LightBARs F01 =(1) 7 LED LightBAR F02 =(2) 7 LED LightBARs F03 =(3) 7 LED LightBARs F04 =(4) 7 LED LightBARs	E =Universal (120-277V) 347 =347V 480 =480V ⁴
Options (Add as Suffix)			Accessories (Order Separately) ⁹	
BK =Black BZ =Bronze HA =50°C High Ambient Temperature Rating R90 =Optics Rotated Right 90° L90 =Optics Rotated Left 90° PER =NEMA Twistlock Photocontrol Receptacle 7030 =70 CRI / 3000K CCT ⁵ 7050 =70 CRI / 5000K CCT ⁵ 7060 =70 CRI / 5700K CCT ⁵ 8030 =80 CRI / 3000K CCT ⁵ LCF =LightBAR Cover Plate Matches Housing Finish HSS =Factory Installed House Side Shield ⁶			OA/RA1013 =Photocontrol Shorting Cap OA/RA1014 =NEMA Twistlock Photocontrol - 120V OA/RA1016 =NEMA Twistlock Photocontrol - Multi-Tap OA/RA1027 =NEMA Twistlock Photocontrol - 480V OA/RA1201 =NEMA Twistlock Photocontrol - 347V MA1253 =10kV Circuit Module Replacement LB/HSS-21 =Field Installed House Side Shield for "E" LightBARs ^{6,7} LB/HSS-07 =Field Installed House Side Shield for "F" LightBARs ^{6,7}	

- NOTES:**
- Customer is responsible for engineering analysis to confirm pole and fixture compatibility for all applications. Refer to our white paper WP513001EN for additional support information.
 - Standard 4000K CCT and greater than 70 CRI.
 - 21 LED LightBAR powered at 350mA, 7 LED LightBAR powered at 1A.
 - Only for use with 480V Wye systems. Per NEC, not for use with ungrounded systems, impedance grounded systems or corner grounded systems (commonly known as Three Phase Three Wire Delta, Three Phase High Leg Delta and Three Phase Corner Grounded Delta systems).
 - Extended lead times apply. See website for IES files.
 - Only for use with SL2, SL3 and SL4 distributions. Not available with L90 or R90 options.
 - One required for each LightBAR. Not available with L90 or R90 options.
 - Only product configurations with this designated prefix are built to be compliant with the Buy American Act of 1933 (BAA). Please refer to [DOMESTIC PREFERENCES](#) website for more information. Components shipped separately may be separately analyzed under domestic preference requirements.
 - Accessories sold separately will be separately analyzed under domestic preference requirements. Consult factory for further information.