



TRAC-MASTER®

One Circuit Track System

TRACK SECTION, JOINERS & FEEDS T Series



Project: _____

Fixture Type: _____

Location: _____

Contact/Phone: _____

PRODUCT DESCRIPTION

Low-Profile, single-circuit track sections for surface or pendant mounting. I-beam cross section provides added strength and rigidity in pendant suspended applications. Compatible with a full range of feed, connector and mounting accessories, as listed on back of this page, to complete virtually any installation requirement. Accepts all Trac-Master and Trac-Lites track fixtures.

PRODUCT SPECIFICATIONS

Construction Extruded aluminum "I" beam channel • One-piece thermoplastic insulator • Injection molded polycarbonate dead-end with set screw • Standard lengths may be cut-to-length by installer.

Electrical Two 12 gauge solid copper conductors • Rated 20 amps at 120 volts • Aluminum channel used as system ground • One-piece insulator insures consistent conductor spacing for reliable electrical contact • Insulating bushings supplied at mounting hole locations to prevent shorts to ground.

Labels UL listed, CSA certified.

Buy American Act This product is assembled in the USA and meets the Buy America(n) government procurement requirements under FAR, DFARS and DOT regulations. Please refer to www.acuitybrands.com/buy-american for additional information.

PRODUCT INSTALLATION

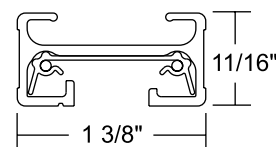
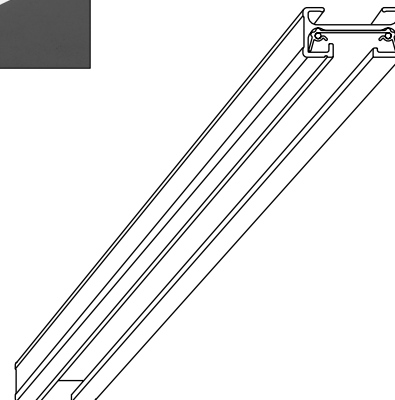
Debossed polarity line provides visual cue to proper track, track connector and fixture alignment • Supplied with toggle bolts for surface mounting • Integral raceway in top of channel accommodates pendant mounting hardware and wire routing to electrical feed • Insulator stays same length as extrusion to simplify field-cutting of track • Connectors and feeds simply push into track sections.

WARRANTY 1-year limited warranty. This is the only warranty provided and no other statements in this specification sheet create any warranty of any kind. All other express and implied warranties are disclaimed. Complete warranty terms located at: www.acuitybrands.com/support/warranty/terms-and-conditions.

Note: Actual performance may differ as a result of end-user environment and application.

Specifications subject to change without notice.

DIMENSIONS



ORDERING INFORMATION

Example: T 8FT WH

Series	Length	Finish
T Trac-Master 1-Circuit Track Sections	2FT 2-foot track section; actual length 19-7/8"	BL Black
	4FT 4-foot track section; actual length 43-7/8"	SL Silver
	6FT 6-foot track section; actual length 67-7/8"	WH White
	8FT 8-foot track section; actual length 91-7/8"	
	12FT 12-foot track section; actual length 139-7/8"	

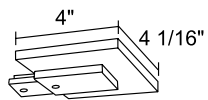
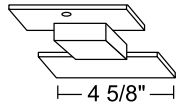
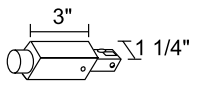
TRAC-MASTER®

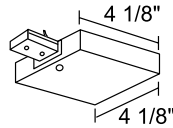
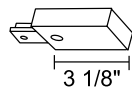
One Circuit Track System

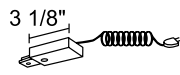
TRACK SECTION, JOINERS & FEEDS T Series

Electrical Feeds

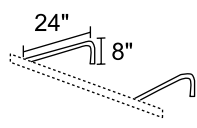
Examples: T21 BL, T34 RP WH

T21 BL, SL, WH	T21 RP BL, SL, WH	T29 BL, SL, WH	T34 BL, SL, WH	T34 RP BL, SL, WH
<p>End Feed Connector and Outlet Box Cover</p> <p>For outlet box feed. Includes: outlet box cover, fixture strap and ground screw.</p> 	<p>End Feed Connector and Outlet Box Cover</p> <p>Same as T21 except designed for use in opposite polarity orientation compared to standard feed connectors.</p>	<p>Floating Electrical Feed</p> <p>Permits mounting any point of track under outlet box. Includes floating connector, outlet box cover plus extra track dead end.</p> 	<p>Conduit End Feed</p> <p>For surface wiring. Use standard 1/2" connector.</p> 	<p>Conduit End Feed</p> <p>Same as T34 except designed for use in opposite polarity orientation compared to standard feed connectors.</p>

T36 BL, SL, WH	T36 RP BL, SL, WH	T38 BL, SL, WH	T38 RP BL, SL, WH
<p>T-Bar End Feed</p> <p>Wiring compartment contains standard 1/2" KO's. Feeds surface track from above, when T-bar is directly above track.</p> 	<p>T-Bar End Feed</p> <p>Same as T36 except designed for use in opposite polarity orientation compared to standard feed connectors.</p>	<p>Live End Feed Connector</p> <p>Feed track from above with flexible conduit, BX, etc., or end feed in pendant systems. Accepts standard 1/2" connector.</p> 	<p>Live End Feed Connector</p> <p>Same as T38 except designed for use in opposite polarity orientation compared to standard feed connectors.</p>

T22 BL, SL, WH	T122 BL, SL, WH
<p>Cord and Plug End Feed</p> <p>Comes with 15' two-wire white cord. Includes surface wire retainers and in-line switch. Max cap. 7 amps. Not UL Listed.</p> 	<p>Cord and Plug End Feed</p> <p>Same as T122 but with matching color 3-wire grounded cord and plug. No switch. Not UL Listed.</p>

Outrigger System

T47 BL, WH
<p>Outrigger Bracket (non-electrified)</p> <p>For mounting track out from wall. 4' max. spacing. Track sections must be supported within 6" of any connection point unless T92 or T92L Structural Bridges are used. Typically requires 2 per 2', 4' & 6' track, 3 per 8' track, or 4 per 12' track. More supports, spaced closer together, may be required when installing heavier or unbalanced luminaires. Order track and connectors separately. For portable electrical feed, use T22 or T122 Cord & Plug Connector. For permanent wiring, use T38 end feed connector.</p> 


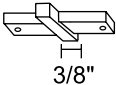
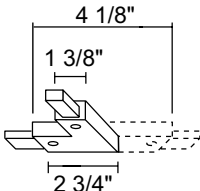
TRAC-MASTER®

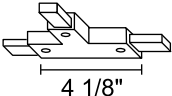
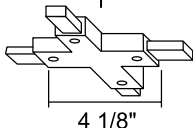
One Circuit Track System

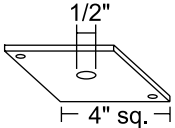

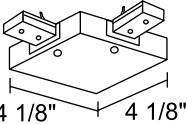
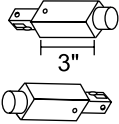
TRACK SECTION, JOINERS & FEEDS T Series

Track Joiners & Dead End

Examples: T20 BL, T25 RP WH

T20 BL, SL, WH	T23 BL, SL, WH	T24N ‡ BL, SL, WH	T24F ‡ BL, SL, WH
<p>Accordion Adjustable Joiner</p> <p>Can flex to 90° angle to left, right, up or down. Joins two track sections.</p> 	<p>Miniature Straight Connector</p> <p>Joins two track sections end to end.</p> 	<p>Adjustable Connector</p> <p>Joins two track sections to make a 90° angle or straight run. Straight and right angle covers supplied. For outlet box feed, T27 cover plate required.</p> 	<p>Adjustable Connector</p> <p>Same as T24 but with integral ground connection. For outlet box feed, T27 cover plate required.</p>

T25 ‡ BL, SL, WH	T25 RP ‡ BL, SL, WH	T25 F ‡ BL, SL, WH	T26 ‡ BL, SL, WH	T26 F ‡ BL, SL, WH
<p>"T" Connector</p> <p>Joins three track sections. For outlet box feed, T27 cover plate required.</p> 	<p>"T" Connector</p> <p>Same as T25 except designed for use in opposite polarity orientation compared to standard feed connectors.</p>	<p>"T" Connector</p> <p>Same as T25 but with integral ground connection. For outlet box feed, T27 cover plate required.</p>	<p>"X" Connector</p> <p>Joins four track sections at 90° angles. For outlet box feed, T27 cover plate required.</p> 	<p>"X" Connector</p> <p>Same as T26 but with integral ground connection. For outlet box feed, T27 cover plate required.</p>

T27 BL, SL, WH	T28 BL, SL, WH	T35 BL, SL, WH	T49 BL, SL, WH
<p>Outlet Box Cover</p> <p>Use with T24N/T25/T26 for outlet box electrical feed. Includes: nipple, locknut and ground screw.</p> 	<p>Dead End</p> <p>For use with field-cut track sections.</p> 	<p>T-Bar Adjustable Joiner Feed</p> <p>Joins two track sections to make 90° angle or straight run. Wiring compartment contains standard 1/2" KO's. Feeds from above when T-bar is directly above track.</p> 	<p>Continuation Kit</p> <p>Permits track to continue a run around obstructions. Includes one T34 Conduit Feed and one T34 RP Conduit Feed. Fits standard 1/2" conduit.</p> 

‡ T24N, T25 and T26 may not be used as feed connectors in Canada due to special grounding requirements – T24F, T25F & T26F are approved for use as feed connectors in Canada (may also be used in U.S.).

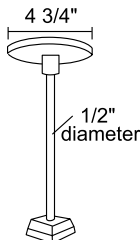
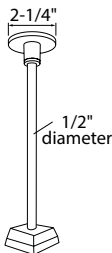
TRAC-MASTER®

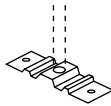
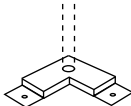
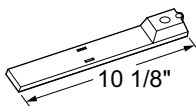

One Circuit Track System



TRACK SECTION, JOINERS & FEEDS T Series

Pendant Stems

Examples: T90 12IN BL, T93 BL

T90	T91	T9091M
12IN, 18IN, 24IN, 36IN, 48IN	12IN, 18IN, 24IN, 36IN, 48IN	12IN, 18IN, 24IN, 36IN, 48IN
BL, SL, WH	BL, SL, WH	BL, SL, WH
<p>T-Bar Pendant Stem Kit</p> <p>Compatible with 15/16" flush T-Bar ceilings. 4' max. spacing. Track sections must be supported within 6" of any connection point unless T92 or T92L Structural Bridges are used. Typically requires 2 per 2' or 4' track, 3 per 6' or 8' track, or 4 per 12' track. More supports, spaced closer together, may be required when installing heavier or unbalanced luminaires. Includes canopy, T-Bar mounting plate, stem and track attachment hardware. For electrical feed, order T93 wireway cover. Stems need to be rethreaded if cut in the field.</p> 	<p>Rigid Ceiling Pendant Stem Kit</p> <p>Attaches directly to junction box in rigid ceilings. 4' max. spacing. Track sections must be supported within 6" of any connection point unless T92 or T92L Structural Bridges are used. Typically requires 2 per 2' or 4' track, 3 per 6' or 8' track, or 4 per 12' track. More supports, spaced closer together, may be required when installing heavier or unbalanced luminaires. Includes canopy, J-Box mounting strap, stem and track attachment hardware. For electrical feed, order T93 wireway cover. Stems need to be rethreaded if cut in the field.</p>	<p>Pendant Stem Mechanical Support Kit</p> <p>For mechanical support only (no feed). Suspends Track from T-Bar or rigid ceilings. 4' max. spacing. Track sections must be supported within 6" of any connection point unless T92 or T92L Structural Bridges are used. Typically requires 2 per 2' or 4' track, 3 per 6' or 8' track, or 4 per 12' track. More supports, spaced closer together, may be required when installing heavier or unbalanced luminaires. Includes Mini-Canopy, pendant stem, 15/16" T-Bar clip, drywall anchor and Track mounting hardware. Stems need to be rethreaded if cut in the field.</p> 

T92	T92 L	T93	T94
	BL, SL, WH	BL, SL, WH	BL, SL, WH
<p>Straight Structural Bridge</p> <p>For use with T24N Straight Connector. Increases track rigidity at connection points and can reduce number of required supports. Permits mounting Pendant Stem Kits (T90, T91, T9091M) at center of track connector.</p> 	<p>Corner Structural Bridge</p> <p>For use with T24N Right Angle Connector. Increases track rigidity at connection points and can reduce number of required supports. Permits mounting Pendant Stem Kits (T90, T91, T9091M) at center of track connector.</p> 	<p>Wireway Cover</p> <p>For Pendant Stem Kits T90 and T91. Conceals electrical feed wires from stem to connector. One cover required for each track feed.</p> 	<p>Sloped Ceiling Adapter</p> <p>Allows T90, T91, or T9091M pendant stem to hang straight down from sloped ceilings. Can be used to feed electrical wires to Track at up to 60° angle.</p> 

T96	T56
BL, SL, WH	BL, SL, WH
<p>Pendant Stem Threaded Coupling</p> <p>Enables multiple pendant stems to be joined for higher ceiling applications.</p> 	<p>Solid Rod Pendant Mounting Kit</p> <p>Attaches solid 5/16" threaded rod to Track. Includes: plastic cap, mounting bracket and hardware. Rod not supplied.</p> 

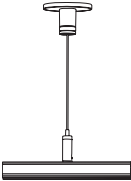
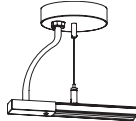
TRAC-MASTER®

One Circuit Track System

TRACK SECTION, JOINERS & FEEDS T Series

Cable Suspension

Examples: T595 48IN BL, T598 144IN WH

T595	T597	T596	T598
48IN, 144IN	48IN, 144IN	48IN, 144IN	48IN, 144IN
BL, WH	BL, WH	BL, WH	BL, WH
<p>T-Bar Ceiling Cable Suspension Kit</p> <p>Mechanical-only cable suspension kit for 1-circuit or 2-circuit track. Compatible with 15/16" flush T-Bar ceilings. 4' max. spacing. Track sections must be supported within 6" of any connection point unless T92 or T92L Structural Bridges are used. Typically requires 2 per 2' or 4' track, 3 per 6' or 8' track, or 4 per 12' track. More supports, spaced closer together, may be required when installing heavier or unbalanced luminaires. Adjustable 48" or 144" stainless steel cable length. Includes mini-canopy, T-bar clip and cable hardware.</p> 	<p>Rigid Ceiling Cable Suspension Kit</p> <p>Mechanical-only cable suspension kit for 1-circuit or 2-circuit track. Attaches directly to junction box in rigid ceilings. 4' max. spacing. Track sections must be supported within 6" of any connection point unless T92 or T92L Structural Bridges are used. Typically requires 2 per 2' or 4' track, 3 per 6' or 8' track, or 4 per 12' track. More supports, spaced closer together, may be required when installing heavier or unbalanced luminaires. Adjustable 48" or 144" stainless steel cable length. Includes mini-canopy, toggle bolt and cable hardware.</p>	<p>T-Bar Ceiling Cable Suspension/Feed Kit</p> <p>Cable suspension kit with adjustable 48" or 144" electrical feed cable for 1-circuit track. Compatible with 15/16" flush T-Bar ceilings. 4' max. spacing. Track sections must be supported within 6" of any connection point unless T92 or T92L Structural Bridges are used. Typically requires 2 per 2' or 4' track, 3 per 6' or 8' track, or 4 per 12' track. More supports, spaced closer together, may be required when installing heavier or unbalanced luminaires. Includes canopy, T-bar clip, mounting plate, cable hardware and flexible electrical feed cable. Track feed connector not included (order separately).</p> 	<p>Rigid Ceiling Cable Suspension/Feed Kit</p> <p>Cable suspension kit with adjustable 48" or 144" electrical feed cable for 1-circuit track. Attaches directly to junction box in rigid ceilings. 4' max. spacing. Track sections must be supported within 6" of any connection point unless T92 or T92L Structural Bridges are used. Typically requires 2 per 2' or 4' track, 3 per 6' or 8' track, or 4 per 12' track. More supports, spaced closer together, may be required when installing heavier or unbalanced luminaires. Includes canopy, J-box mounting strap, cable hardware and flexible electrical feed cable. Track feed connector not included (order separately).</p>

Note: Cable suspension is recommended for pattern installations only, or those installations that are supplemented with additional rigid mounting points (stems, threaded rod, etc.).



TRAC-MASTER®

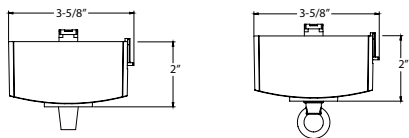
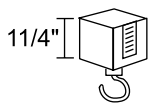
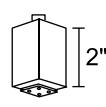
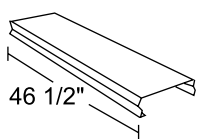
One Circuit Track System

TRACK SECTION, JOINERS & FEEDS T Series

Accessories

Example: T31N BL

T37F	T37D	T37F916	T37D916
<p>15/16" T-Bar Attachment Clip</p> <p>To attach to inverted tee ceilings using flush tiles. Use two for 2' or 4' track, or three for 6' or 8' of track, or four for 12' of track (4' max. spacing).</p> 	<p>15/16" T-Bar Attachment Clip</p> <p>Same as T37F with spacer for ceilings using drop tiles.</p>	<p>9/16" T-Bar Attachment Clip</p> <p>To attach to inverted tee ceilings using flush or drop tiles. Use two for 2' or 4' track, or three for 6' or 8' of track, or four for 12' of track (4' max. spacing).</p> 	<p>9/16" T-Bar Attachment Clip</p> <p>Same as T37F916 with spacer for ceilings using drop tiles.</p>

T31N	T32	T33	T39
BL, SL, WH	BL, SL, WH	BL, SL, WH	
<p>Pendant Adapter</p> <p>Adapts corded, swag or chain-hung fixture to track. Includes loop hook for chain installation and strain relief for direct cord suspension. Chain installation accepts cord diameters up to 0.270" and supports up to 15 lbs. Strain relief installation accepts cord diameters of 0.170" to 0.255", type SVT 18/3, and supports up to 5 lbs. May also be specified with GTYPE, HTYPE or LTYPE Alternate Mounting Adapters (i.e. T31N HTYPE WH). 5A max. UL Listed. Not available in HTYPE BL.</p> 	<p>Plant or Utility Hook</p> <p>Supports up to 25 lbs. Not UL Listed.</p> 	<p>Outlet Adapter</p> <p>Provides electrical receptacle. Not UL Listed.</p> 	<p>Wireway Cover</p> <p>4" black thermoplastic extrusion, covers wire carried in track wireway. Use one for 4' track, two for 8' track, and three for 12' track. Can be field cut.</p> 

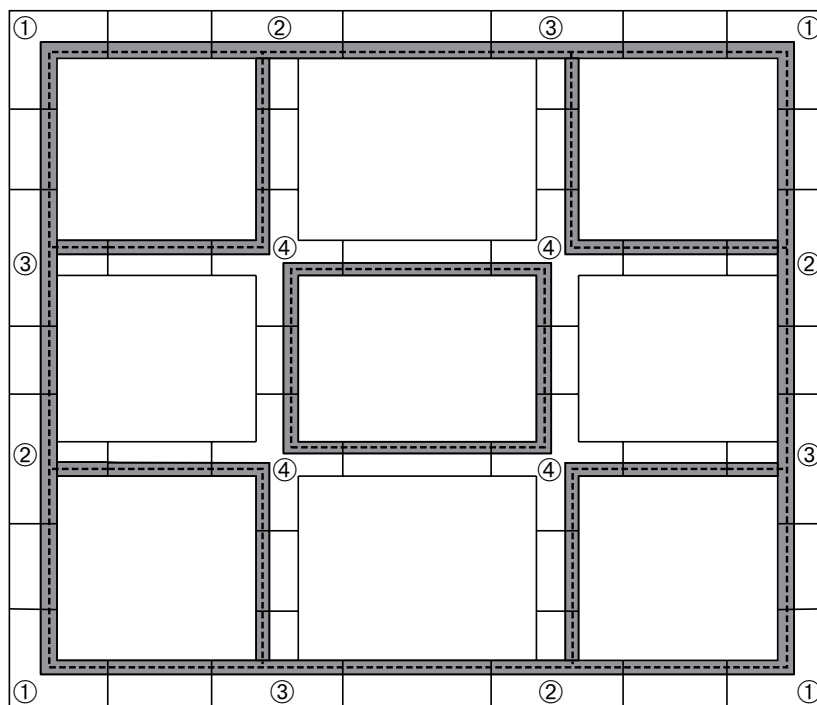
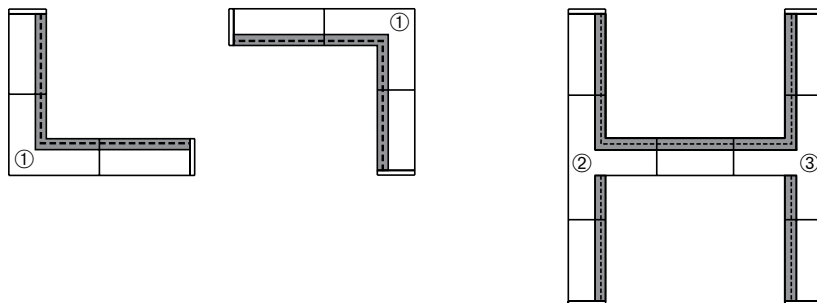
Note: GTYPE, HTYPE and LTYPE available in BL or WH finishes only.

TRAC-MASTER®

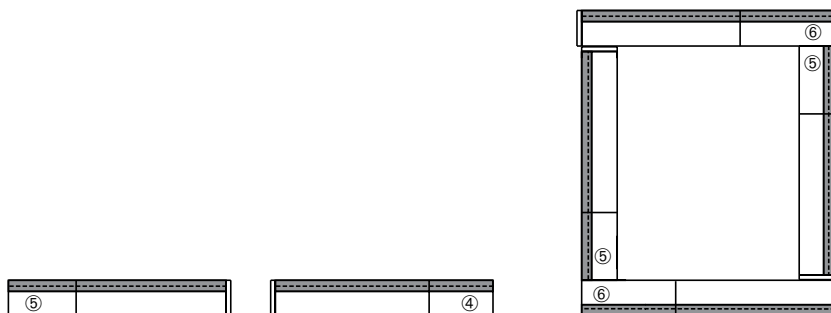
One Circuit Track System

TRACK SECTION, JOINERS & FEEDS T Series

Example Track Configurations & Recommended Components (Top Plan View)



- ① Standard "L" Connector – **T24N**
- ② Standard "T" Connector – **T25**
- ③ Reverse Polarity "T" Connector – **T25 RP**
- ④ Standard "X" Connector – **T26**
- ⑤ Standard End Feed Connector – **T38** (or similar End Feed)
- ⑥ Reverse Polarity End Feed Connector – **T38 RP** (or similar Reverse Polarity End Feed)



(Each run controlled by separate feeds)