

JUNO**TRAC-MASTER**

Avant Garde

ARC™ 9W LED**T271L G2**

Project: _____

Fixture Type: _____

Location: _____

Contact/Phone: _____



Buy American

PRODUCT DESCRIPTION

The ultra-efficient optical system of the Arc LED trac fixture maximizes efficiency while minimizing fixture depth, yielding a unique and attractive aesthetic. It approximates the light output and distribution of 60-75W PAR30 halogen lamps, utilizing about 20% of the energy and having a rated life of 50,000 hours. Available in 2700K, 3000K, 3500K and 4000K color temperatures, the white-light Arc LED may be specified in 80 CRI versions, 90 CRI versions, or in optional SpectralWhite color/white enhancing versions which offer CRI of 90+, rendering colors richly and making whites appear naturally brilliant. The Arc LED is available with or without louver to optimize visual cutoff; there is also a louver accessory that can be added at a later time if desired.

**PRODUCT SPECIFICATIONS**

Construction Die cast aluminum housing provides outstanding thermal management of LED, yielding 70% average lumen maintenance at 50,000 hours of operation • Fashionable, elegant design complements any decor • Available in white, black and silver painted finishes.

LED High performance LED array provides outstanding reliability, performance and color quality/consistency • 2700K, 3000K, 3500K or 4000K white phosphor high performance LEDs • Chromaticity range within a 3-step MacAdam Ellipse • 80 CRI minimum on standard product • Optional high CRI versions offer 90 CRI typical • Optional SpectralWhite color/white enhancing versions are available which make whites appear naturally brilliant and render colors more richly.

Driver Concealed behind LED light engine housing to minimize overall fixture footprint • Insulating air gap between driver and LED light engine optimizes thermal operation • Provides quiet operation with or without dimming • Dimmable using high quality reverse phase electronic low voltage (ELV) dimmers – see [T271LG2-DIM](#) • Solid state electronic, Class 2 compliant • Integral overcurrent and short circuit protection • Designed for greater than 50,000 hour operating life • FCC Certified to Part 15 Class B EMI standards.

Optics Proprietary, interchangeable polycarbonate lenses available in three factory-configured beam spreads • One lens provided with fixture (as specified in catalog number) • Accessory lenses available to enable simple beam changes in the field.

Lensholder Standard lensholder minimizes overall fixture depth • Optional louver version retains lens and offers additional visual cutoff using a hexcell design • Louvered lensholder also available as a field-installed accessory.

Juno Universal Trac Adapter Universally compatible with both Trac-Master 1-circuit or 2-circuit trac, Trac-Lites trac, monopoints and special mountings • Also UL Recognized for use on ConTech® LT Series track • Copper alloy contacts provide precise spring action - no arcing and will not take a set • True, positive electrical ground • On/off switch included • Patented embossed polarity arrows on bottom of adapter • Spring-loaded positive latch with embossed polarity arrows secures trac light to trac • Two-position power contact provided for two-circuit application.

Alternate TEK Trac Adapter Compatible with Juno TEK trac system • System specific and assembled to trac fixture • Integrally polarized construction to prevent reverse installation – only allows insertion in proper orientation • Rotary circuit selector enables simple switching between circuits • Integral on/off switch enables individual fixtures to be switched for servicing.

Alternate GTYPE Trac Adapter Compatible with track systems based on GES type track, including Lithonia LT Commercial Track (not LTS type) • System specific and assembled to trac fixture • Consult factory for additional information.

Alternate HTYPE Trac Adapter Compatible with track systems which use a H-type track adapter, including Lithonia LTS Decorative Track (not LT type) • System specific and assembled to trac fixture • Two-position power contact provided for two-circuit application • Consult factory for additional information.

Alternate LTYPE Trac Adapter Compatible with track systems which use a L-type track adapter • System specific and assembled to trac fixture • Two-position power contact provided for two-circuit application • Consult factory for additional information.

Aiming 360° horizontal coverage • 95° vertical aiming capability.

Labels UL and C-UL Listed • ENERGY STAR® certified and DesignLights Consortium® Qualified (except THCL1 versions) • Union made • Assembled in U.S.A.

Buy American This product is assembled in the USA and meets the Buy America(n) government procurement requirements under FARS, DFARS and DOT. Please refer to www.acuitybrands.com/buy-american for additional information.

Warranty 5-year limited warranty. Complete warranty terms located at: www.acuitybrands.com/CustomerResources/Terms_and_conditions.aspx. Specifications subject to change without notice.

ConTech is a registered trademark of ConTech Lighting.



1300 S. Wolf Road • Des Plaines, IL 60018 • Phone (847) 827-9880 • Fax (847) 827-2925 • Visit us at www.acuitybrands.com/juno-trac
Printed in U.S.A. ©2017-2021 Acuity Brands Lighting, Inc. Rev. 03/24/21

TRAC-MASTER®

Avant Garde
ARC™ 9W LED
T271L G2

ORDERING INFORMATION

Ordering Examples: T271L G2 27K 80CRI PDIM SP BL, T271L TEK G2 30K SPW PDIM NFL WH THCL1WH

Series	Mounting Adapter Type	Generation	Color Temperature	Color Rendering Index	Dimming Compatibility	Distribution	Finish	Factory Installed Louvers
T271L 9W Arc LED	Blank Universal 120V Trac Adapter	G2 Gen 2	27K 2700K	80CRI 80 CRI	PDIM Phase Dimmable	SP Spot NFL Narrow Flood FL Flood	BL Black SL Silver WH White	THCL1BL Black THCL1SL Silver THCL1WH White
	TEK TEK 120V Trac Adapter		30K 3000K	90CRI 90 CRI				
	GTYPE G-Type Trac Adapter		35K 3500K	SPW⁴ SpectralWhite				
	HTYPE H-Type Trac Adapter		40K 4000K					
	LTYPE L-Type Trac Adapter							

Accessories					
XBAFLBL 469¹	Cross Baffle - Black	DGF 469¹	Dichroic Glass Filters	T40N³	Monopoint Canopy
SNOOTBL 390	Snoot - Black	DCCF 469^{1,2}	Dichroic Color Correction Filters	THCL1BL	Hexcell Louver Assembly - Black
SNOOTSL 390	Snoot - Silver	UVF 469¹	UV Filter	THCL1SL	Hexcell Louver Assembly - Silver
SNOOTWH 390	Snoot - White	DIFF 469¹	Diffusion Lens	THCL1WH	Hexcell Louver Assembly - White
EYEBROWBL 469¹	Eyebrow - Black	SOLITE 469¹	Uniformity Lens	TLENS3 SPT	Polycarbonate Lens - Spot
TBDR BLCK 440	Barn Doors - Black	PRISM 469¹	Prismatic Spread Lens	TLENS3 NFLD	Polycarbonate Lens - Narrow Flood
CGF 469¹	Color Glass Filters	LSPREAD 469¹	Linear Spread Lens	TLENS3 FLD	Polycarbonate Lens - Flood

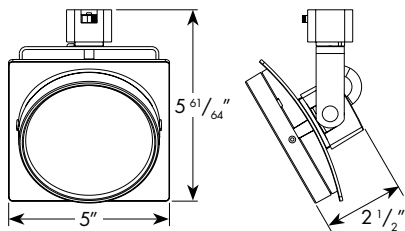
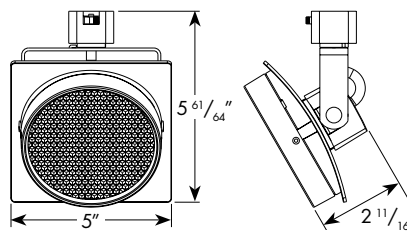
See specification sheet [D1.2.2](#) for details.Other accessories can be found on specification sheet [D1.2.0](#).

Notes:

- Filters, lenses, eyebrow and cross baffle require barn doors for installation.
- DCCF 469 HAL2700 corrects 3000K color to approximately 2700K and 4000K color to approximately 3400K.
- Add finish code to complete catalog number (Example: T40N WH).
- 3000K and 3500K only.

TRAC-MASTER®

Avant Garde
ARC™ 9W LED
T271L G2

DIMENSIONS**Non-Louvered Version****Louvered Version****PERFORMANCE DATA¹**

Catalog Number	Input Voltage	Watts (Typical)	Lumens	Efficacy (LPW)	Rated Life (Hours)
T271L G2 27K 80CRI SP	120V	9	1081	120	50,000
T271L G2 27K 80CRI NFL	120V	9	1057	117	50,000
T271L G2 27K 80CRI FL	120V	9	1067	119	50,000
T271L G2 27K 90CRI SP	120V	9	882	98	50,000
T271L G2 27K 90CRI NFL	120V	9	863	96	50,000
T271L G2 27K 90CRI FL	120V	9	871	97	50,000
T271L G2 30K 80CRI SP	120V	9	1103	123	50,000
T271L G2 30K 80CRI NFL	120V	9	1079	120	50,000
T271L G2 30K 80CRI FL	120V	9	1089	121	50,000
T271L G2 30K 90CRI SP	120V	9	927	103	50,000
T271L G2 30K 90CRI NFL	120V	9	906	101	50,000
T271L G2 30K 90CRI FL	120V	9	915	102	50,000
T271L G2 30K SPW SP	120V	9	971	108	50,000
T271L G2 30K SPW NFL	120V	9	950	106	50,000
T271L G2 30K SPW FL	120V	9	958	106	50,000
T271L G2 35K 80CRI SP	120V	9	1147	127	50,000
T271L G2 35K 80CRI NFL	120V	9	1122	125	50,000
T271L G2 35K 80CRI FL	120V	9	1133	126	50,000
T271L G2 35K 90CRI SP	120V	9	949	105	50,000
T271L G2 35K 90CRI NFL	120V	9	928	103	50,000
T271L G2 35K 90CRI FL	120V	9	937	104	50,000
T271L G2 35K SPW SP	120V	9	1004	112	50,000
T271L G2 35K SPW NFL	120V	9	982	109	50,000
T271L G2 35K SPW FL	120V	9	991	110	50,000
T271L G2 40K 80CRI SP	120V	9	1158	129	50,000
T271L G2 40K 80CRI NFL	120V	9	1133	126	50,000
T271L G2 40K 80CRI FL	120V	9	1143	127	50,000
T271L G2 40K 90CRI SP	120V	9	971	108	50,000
T271L G2 40K 90CRI NFL	120V	9	950	106	50,000
T271L G2 40K 90CRI FL	120V	9	958	106	50,000

¹Performance data, including Rated Life, is based on measurements of an individual fixture operating in a 25°C ambient.

ELECTRICAL DATA

Input Voltage	120V
Input Current (max.)	0.08A
Power Factor	>0.90

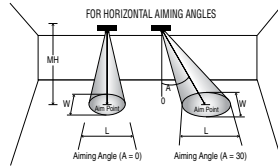
TRAC-MASTER®

Avant Garde ARC™ 9W LED T271L G2

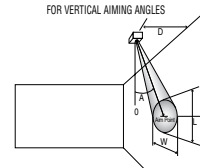
PHOTOMETRICS

CBCP • Centerbeam candlepower
FC • Footcandles at beam center (aim point)

In vertical aiming applications, aim point (X) is determined by dividing distance from the wall (D) by the tangent of the desired aim angle (A) (0.5774 for 30°, 1.0 for 45°, 1.732 for 60°).



Horizontal Aiming



Vertical Aiming Angles



Fixture	Beam Type	Beam Spread	Rated Life	CBCP	0°			30°			30°			45°			60°								
					MH	FC	L	W	FC	L	W	D	FC	X	L	W	FC	X	L	W	D	FC	X	L	W
Arc 9W LED, 3000K, 80CRI Spot	S	11°	50000	9871	6	274	1.1	1.1	178	1.5	1.3	4	77	6.9	3.1	1.5	218	4.0	1.5	1.1	6	178	3.5	1.5	1.3
					8	154	1.5	1.5	100	2.0	1.7	6	34	10.4	4.7	2.3	97	6.0	2.3	1.6	8	100	4.6	2.0	1.7
					10	99	1.9	1.9	64	2.5	2.2	8	19	13.9	6.2	3.0	55	8.0	3.1	2.1	10	64	5.8	2.5	2.2
					12	69	2.3	2.3	45	3.0	2.6	10	12	17.3	7.8	3.8	35	10.0	3.8	2.7	12	45	6.9	3.0	2.6
					14	50	2.6	2.6	33	3.5	3.1	12	9	20.8	9.3	4.5	24	12.0	4.6	3.2	14	33	8.1	3.5	3.1
Arc 9W LED, 3000K, 80CRI Narrow Flood	N	23°	50000	3466	4	217	1.7	1.7	141	2.2	1.9	2	108	3.5	3.8	1.7	306	2.0	1.7	1.2	4	141	2.3	2.2	1.9
					6	96	2.5	2.5	63	3.4	2.9	3	48	5.2	5.7	2.5	136	3.0	2.6	1.8	5	90	2.9	2.8	2.4
					8	54	3.3	3.3	35	4.5	3.8	4	27	6.9	7.6	3.3	77	4.0	3.5	2.3	6	63	3.5	3.4	2.9
					10	35	4.1	4.1	23	5.6	4.8	5	17	8.7	9.5	4.1	49	5.0	4.3	2.9	7	46	4.0	3.9	3.3
					12	24	5.0	5.0	16	6.7	5.7	6	12	10.4	11.4	5.0	34	6.0	5.2	3.5	8	35	4.6	4.5	3.8
Arc 9W LED, 3000K, 80CRI Flood	F	37°	50000	2087	3	232	2.0	2.0	151	2.8	2.3	1.5	116	2.6	6.0	2.0	328	1.5	2.3	1.4	2	339	1.2	1.9	1.5
					4	130	2.7	2.7	85	3.7	3.1	2	65	3.5	8.1	2.7	184	2.0	3.0	1.9	3	151	1.7	2.8	2.3
					5	83	3.3	3.3	54	4.6	3.9	2.5	42	4.3	10.1	3.3	118	2.5	3.8	2.4	4	85	2.3	3.7	3.1
					6	58	4.0	4.0	38	5.6	4.6	3	29	5.2	12.1	4.0	82	3.0	4.5	2.8	5	54	2.9	4.6	3.9
					7	43	4.7	4.7	28	6.5	5.4	3.5	21	6.1	14.1	4.7	60	3.5	5.3	3.3	6	38	3.5	5.6	4.6

For 27K 80CRI fixtures, use 0.98 multiplier; For 27K 90CRI fixtures, use 0.80 multiplier;
 For 30K 90CRI fixtures, use 0.84 multiplier; For 30K SPW, use 0.88 multiplier;
 For 35K 80CRI fixtures, use 1.04 multiplier; For 35K 90CRI fixtures, use 0.86 multiplier; For 35K SPW fixtures, use 0.91 multiplier;
 For 40K 80CRI fixtures, use 1.05 multiplier; For 40K 90CRI fixtures, use 0.88 multiplier.