

**Trimless Surface**  
J-Box or E26



Introducing the EnVision LED Trimless Surface Mount: Crafted with precision, this cutting-edge luminaire boasts an ultra-thin profile, ensuring a sleek and unobtrusive appearance that seamlessly integrates into both residential and commercial recessed environments. This luminaire redefines modern lighting solutions, setting a new standard for sophistication and functionality in the realm of architectural lighting.

**Detail Specifications:**

- Finishes: White
- IP Rating: Wet Location
- Beam Angle: 100°
- Chip: SMD 2835, R9 >50, CRI >90
- 3 Step MacAdam Ellipses
- Operating Temperature: -40° - 114° F
- Lens: Frosted Acrylic, non-yellowing
- Average life (L70) of 50,000 hours

**Applications:**

- General Recessed Lighting
- Residential & Multifamily
- Office and Meeting Rooms
- Education, Healthcare, Retail, Hospitality

**Product Information:**

- Available in 4 different sizes
- Battery backup module available in 7" and 9" models
- Extends to just 0.8" from the ceiling
- Standard white round trim included: optional trims available

**Driver Options:**

- 120V Triac dimmable down to 5%
- THD: <15% (+/-5% tolerance), PF >0.9, 50/60Hz
- AC Driverless technology
- Flicker Free

**Mounting & Installation:**

- 30/40 Junction Box (including pancake j-box)
- Surface mount bracket included
- 4" & 6" Recessed can converter

**Certifications:**

- ETL Listed for USA and CA
- Energy Star Certified
- CA Title 24 JA8-2022 CEC Listed
- 5 Year Limited Warranty
- FCC CFR 47, GCC Part 15, Subpart B:2017
- IC Rated and ASTM-E283 Air-Tight
- Complies with UL 263, ASTM E119, CAN ULC S101
- Closet Rated

**Round Series**

- LED-TSM-5R-12W-5CCT-WH**  
850 Lm • White Finish
- LED-TSM-7R-15W-5CCT-WH**  
1,100Lm • White Finish
- LED-TSM-9R-18W-5CCT-WH**  
1,300 Lm • White Finish
- LED-TSM-11R-20W-5CCT-WH**  
1,500 Lm • White Finish

**Optional Accessories (Order Separately)**

**Emergency Backup**

- TSM-7R-EMB-UNV**  
7" Surface mount pancake EMB
- TSM-7R-EMB-EMPTY-UN**  
7" Empty surface mount pancake EMB
- TSM-9R-EMB-UNV**  
9" Surface mount pancake EMB
- TSM-9R-EMB-EMPTY-UNV**  
9" Empty surface mount pancake EMB
- LED-EMB-25W-HV-0/10V-2P**  
Remote EMB for fixtures up to 25W

**Pendant Stem Mount**

- STM-JBX-6-WH**  
6' Stem Mount (Adjustable length)  
White Finish
- STM-JBX-6-BLK**  
6' Stem Mount (Adjustable length)  
Black Finish

Specs and model numbers are subject to change with or without notice. Customization of product is available.

**FEATURES**

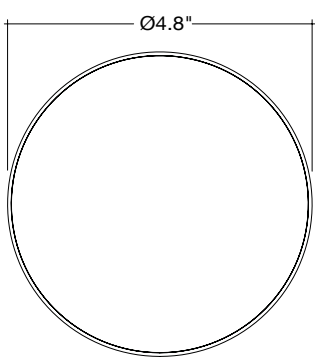


Shown with E26 Base

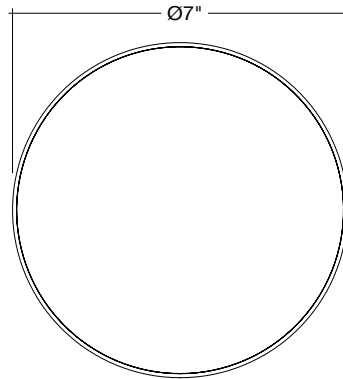
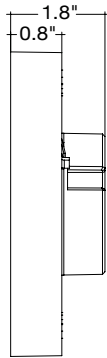


Shown with E26 Base

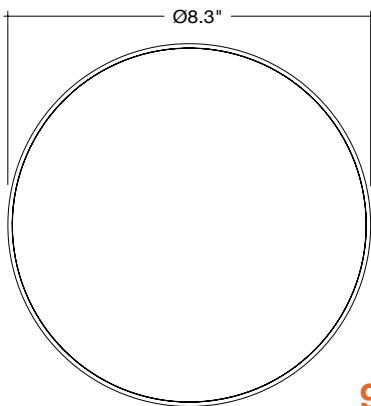
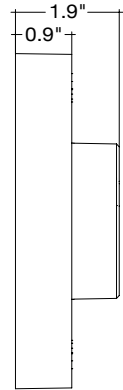
**DIMENSIONS**



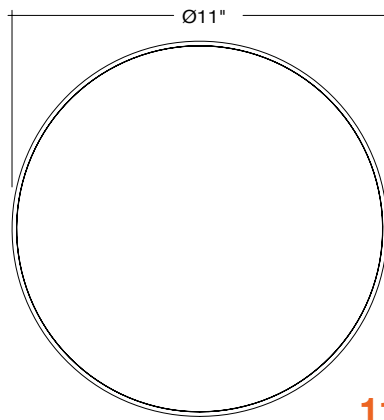
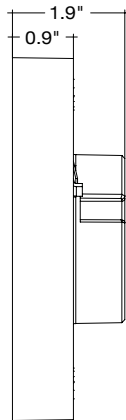
5"



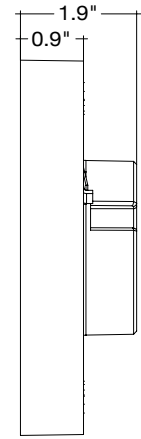
7"




9"



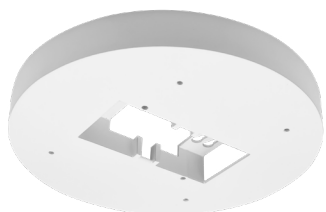
11"



**ACCESSORIES**



**TSM-7R-EMB-UNV**  
**TSM-9R-EMB-UNV**



**TSM-7R-EMPTY-UNV**  
**TSM-9R-EMPTY-UNV**



**LED-EMB-25W-HV-0/10V-2P**



**STM-JBX-6-WH**  
**STM-JBX-6-BLK**

| Model                   | Voltage | Watts | Lumens | Color           | CRI |
|-------------------------|---------|-------|--------|-----------------|-----|
| LED-TSM-5R-12W-5CCT-WH  | 120V    | 12w   | 850    | 50/40/35/30/27K | >90 |
| LED-TSM-7R-15W-5CCT-WH  | 120V    | 15w   | 1,100  | 50/40/35/30/27K | >90 |
| LED-TSM-9R-18W-5CCT-WH  | 120V    | 18w   | 1,300  | 50/40/35/30/27K | >90 |
| LED-TSM-11R-20W-5CCT-WH | 120V    | 20w   | 1,500  | 50/40/35/30/27K | >90 |

**EMERGENCY BACKUP**

| Accessory               | Description                        |
|-------------------------|------------------------------------|
| TSM-7R-EMB-UNV          | 7" Surface mount pancake EMB       |
| TSM-7R -EMB-EMPTY-UNV   | 7" Empty surface mount pancake EMB |
| TSM-9R -EMB-UNV         | 9" Surface mount pancake EMB       |
| TSM-9R-EMB-EMPTY-UNV    | 9" Empty surface mount pancake EMB |
| LED-EMB-25W-HV-0/10V-2P | Remote EMB for fixtures up to 25W  |

**PENDANT STEM MOUNT**

| Accessory     | Description                                    |
|---------------|--|
| STM-JBX-6-WH  | 6' Stem Mount (Adjustable length) White Finish |
| STM-JBX-6-BLK | 6' Stem Mount (Adjustable length) Black Finish |

**TESTED COMPATIBLE DIMMERS**

Other dimmers may be compatible but have not been tested. Please contact us for more information.

| Lutron           |
|------------------|
| LUTRON PD-6WCL   |
| LUTRON DVCL-153P |
| LUTRON CTCL-153P |
| LUTRON MACL-153M |
| LUTRON LECL-153  |