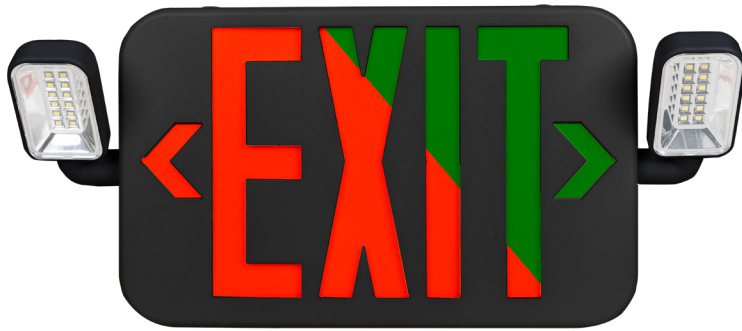




# Emergency Exit Sign With Bug Eyes



### Detail Specifications:

- Finish: White & Black
- Red and Green selectable
- IP Rating: IP20, Dry Location
- Wattage: 3.5W
- Lumens: 140
- Operating Temperature: -40° - 104° F
- Lens: Red or Green
- Average life (L70) of 70,000 hours

### Applications:

- Exit Doors
- Corridor Intersections
- Exit Stairways
- Exit ramps

### Product Information:

- Built-in test switch and charge indicator
- Injection-molded thermoplastic housing, PC cover
- Backup Time: >90 minutes
- Recharge time: 24 hours
- Single or Double Face (both plates included)
- 6" height letters with 3/4" stroke, viewable from 100ft away

### Driver Options:

- Dual Voltage 120/277V
- PF >0.9, 50/60Hz

### Mounting & Installations:

- Wall and ceiling mounted
- Universal J-box mounting pattern

### Certifications:

- UL Listed for USA and CA (UL94V-0 Flame Rating)
- Meets UL924, NDPA 101
- Approved for CA T24
- 3 Year Limited Warranty
- FCC CFR 47, GCC Part 15, Subpart B:2017

### Series

**LED-EM-EXT-RG-WH-CMB**

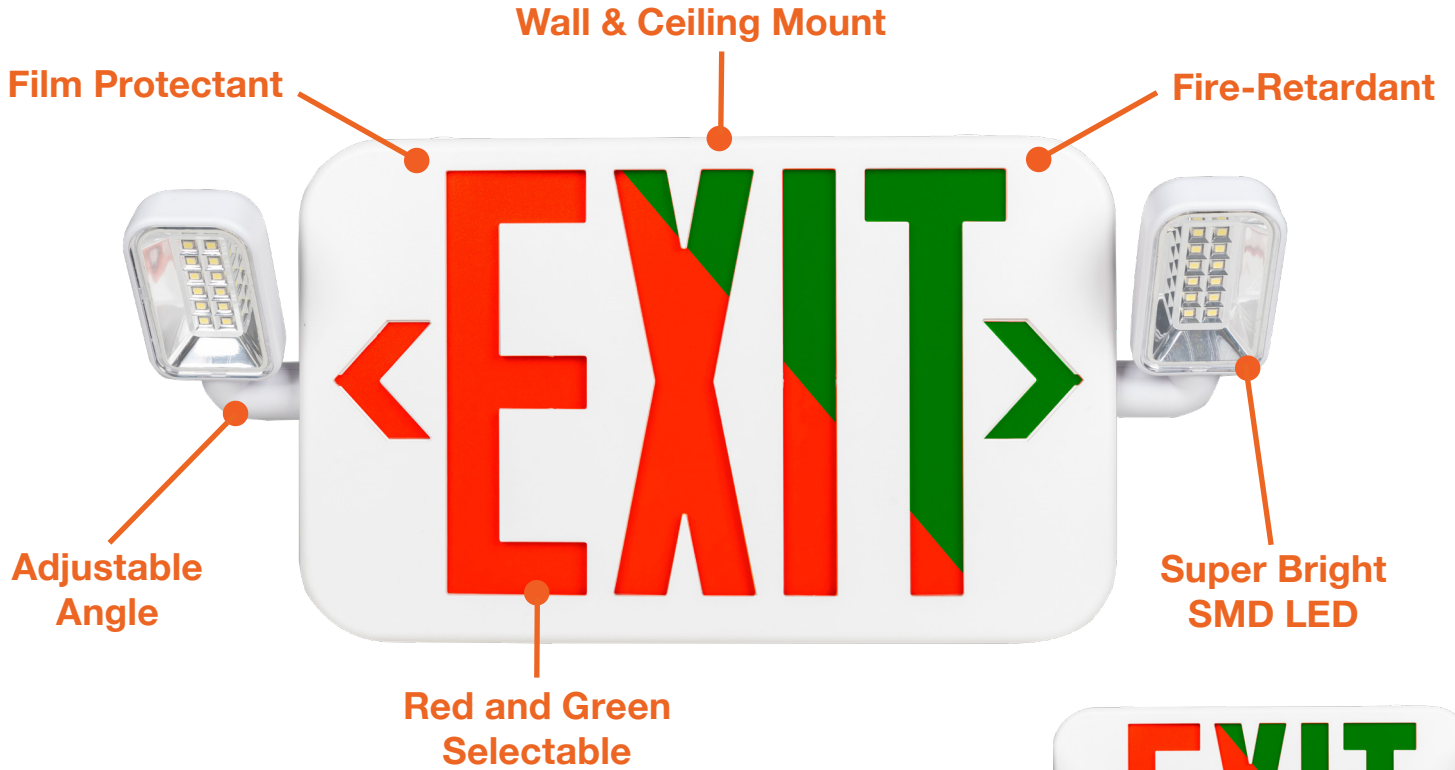
Red/Green Colors

**LED-EM-EXT-RG-BL-CMB**

Red/Green Colors


*Specs and model numbers are subject to change with or without notice.*

## FEATURES



Single or Double Face  
(both plates included)

## DIMENSIONS



*Specs and model numbers are subject to change with or without notice.*