

# Large Area Light: Optic-Line

## 3-CCT & 5-Power Selectable Rotatable and EZ-Swap Optics



5P150		5P300		5P450	
WATT	LUMENS	WATT	LUMENS	WATT	LUMENS
50	7,500	180	27,000	330	49,500
75	11,250	210	31,500	360	54,000
100	15,000	240	36,000	390	58,500
125	18,750	270	40,500	420	63,000
150	22,500	300	45,000	450	67,500

LUMENS BASED OFF 4000K, 30K & 50K +/- 5%

Series	Power	3CCT	Finish <sup>1</sup>	Voltage <sup>2</sup>	Photocell	EMB <sup>3</sup>
<b>LED-ARL3-OPT</b>	-	-	-	-	-	-
	<b>5P150</b>	30/40	<b>BZ</b>	<b>UNV</b>	(Blank)	(Blank)
	150/125/100	50K	Bronze	120-277V	No Photocell	No
	75/50w		(Standard)	(6kV Surge Protector)	<b>PC</b>	Emergency
	<b>5P300</b>		<b>BL</b>	<b>HV</b>	Photocell	<b>EMB</b>
	300/270/240		Black	277-480V		40W
	210/180w		<b>WH</b>	(6kV Surge Protector)		Remote
	<b>5P450</b>		White	<b>UNV20KV</b>		Emergency
	450/420/390		<b>GRY</b>	120-277V		6,000lm
	360/330w		Gray	(20kV Surge Protector)		
			<b>CS</b>	<b>HV20KV</b>		
			Custom Color	277-480V		
				(6kV Surge Protector)		

1. Standard quickship is bronze, black, and white. Other colors are custom finishes.

2. 6kV quick ship. 20kV models are made to order. 5P450 only available in UNV or UNV20KV

3. Compatible with only 5P150 & 5P300

### Detail Specifications:

- Finish: Bronze, Black, White (Quick Ship)
  - Custom colors available
- IP Rating: Wet Location (IP65)
- Beam Angle: Type III Installed (Type II, IV, V included in box)
  - Tool-free interchangeable in the field
- CCT: 30/40/50K Selectable
- Chip: SMD 2835, R9 >50, CRI >80
- Operating Temperature: -40° - 122° F
- Lens: PC Lens: Clear acrylic with optics
- Average life (L70) of 70,000 hours

### Applications:

- Dock and Loading
- Walkways & Pathways
- Parking Lots
- Outdoor Corridors
- General Outdoor Lighting
- Commercial and Industrial

### Product Information:

- Sturdy die-cast aluminum housing finished with corrosion free powder coat
- 2' STJW 18.3 AWG cable whip included
- EZ-Optic-Switch allows for:
  - Field rotatable optics
  - Field optic lens swap
- Select-n-Switch Technology
- Twist-C Control
- Instant-On to full brightness

### Driver Options:

- UNV: 120-277V or HV: 277-480V 0-10V Dimmable
- Built in 6kV Surge Protector
  - 20kV available
- THD: <20% (+/-5% tolerance), PF >0.9, 50/60Hz

### Mounting & Installation:

- Optional tenon mount adaptors available
- Several standard bracket options available (see below)

### Certifications:

- UL Listed for USA and CA
- DLC Listed
- ROHS Compliant
- Approved for CA T24
- 7 Year Limited Warranty
- FCC CFR 47, GCC Part 15, Subpart B:2017

### Required Accessories

Bronze Brackets	Black Brackets	White Brackets
<b>ARL3-SF</b>	<b>ARL3-SF-BL</b>	<b>ARL3-SF-WH</b>
Slip Fitter	Slip Fitter	Slip Fitter
<b>ARL3-SA</b>	<b>ARL3-SA-BL</b>	<b>ARL3-SA-WH</b>
Straight Arm	Straight Arm	Straight Arm
Adjustable	Adjustable	Adjustable
<b>ARL3-SFA</b>	<b>ARL3-SFA-BL</b>	<b>ARL3-SFA-WH</b>
Slip Fitter	Slip Fitter	Slip Fitter
Straight	Straight	Straight
Arm Combo	Arm Combo	Arm Combo
<b>ARL3-TR</b>	<b>ARL3-TR-BL</b>	<b>ARL3-TR-WH</b>
Trunnion	Trunnion	Trunnion

### Optional Accessories

Wall Mount	Control Sensors
Must Purchase with SA or SFA	
<b>ARL3-WM</b>	<b>S-TWC-MW-1</b>
<b>ARL3-WM-BL</b>	S-Line: Twist-C Microwave Sensor
<b>ARL3-WM-WH</b>	<b>S-TWC-PIR-1</b>
	S-Line: Twist-C PIR Sensor
	<b>S-TWC-MW-BT</b>
	S-Line: Twist-C Microwave Sensor w/ Bluetooth
	<b>S-TWC-PIR-BT</b>
	S-Line: Twist-C PIR Sensor w/ Bluetooth
	<b>S-LINE-R</b>
	Remote for S-Line Series Sensors (Required)
	<b>ENVISION CONNECT</b>
	App for Bluetooth sensors (Required)

Specs and model numbers are subject to change with or without notice.

**FEATURES**

Photocell Access  
(Receptacle Not Included)



Die-Cast Aluminum



Toolless Access to Optic Lens

Wattage Selector  
Inside J-Box




S-TWC-MW-1 S-TWC-PIR-1  
S-TWC-MW-BT S-TWC-PIR-BT  
TWC-DL

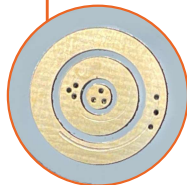


Toolless Access to Driver

3-CCT  
Selectable

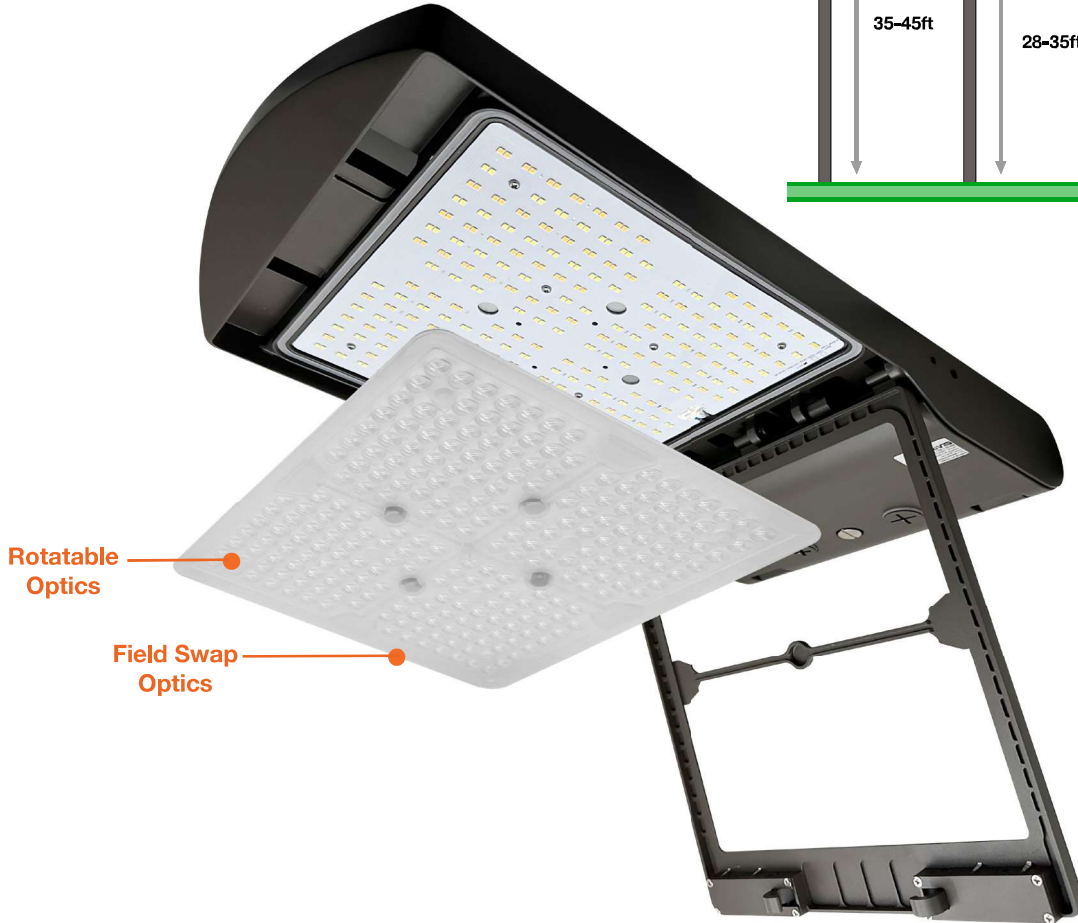
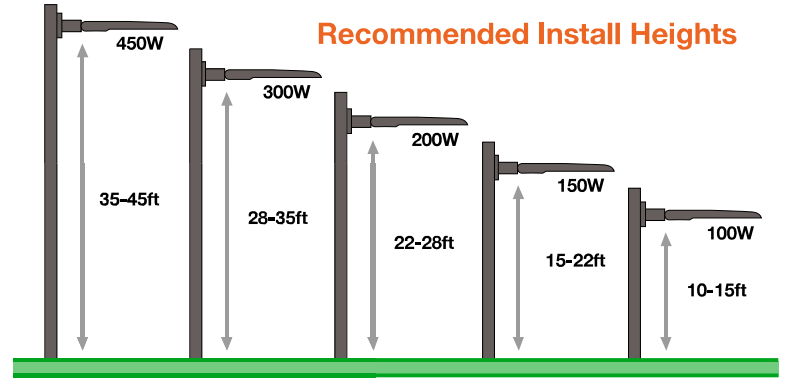


Twist-C Control  
Receptacle



**EPA & BUG**

WATTAGE	EPA & BUG					
	BUG	1PC FIXTURE	2PC 180°	2PC 90°	3PC 90°	4PC 90°
5P150	B3-U0-G3	0.384	0.776	0.599	0.914	0.914
5P300	B4-U0-G4	0.468	0.945	0.73	1.114	1.114

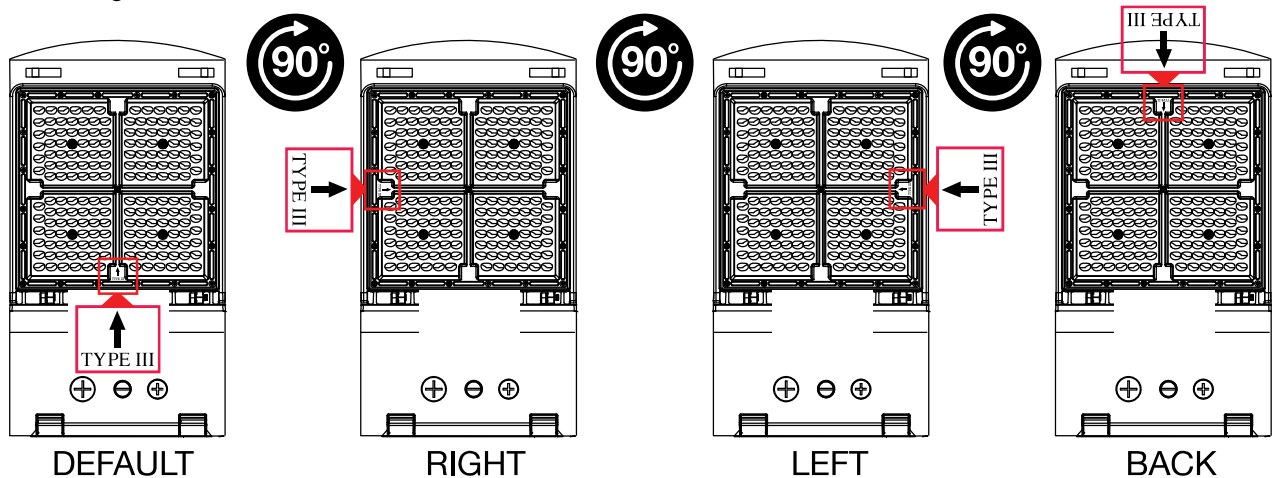


Rotatable Optics  
 Field Swap Optics

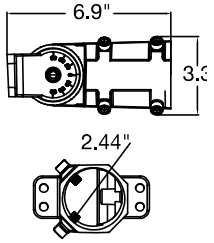


**Rotatable Optic Lens**

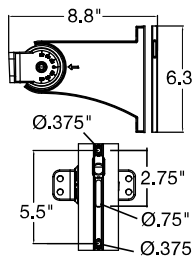
Field rotation eases lighting design implementation. Rotate lens and receive different light distribution in different directions. No change to fixture installation and EPA.



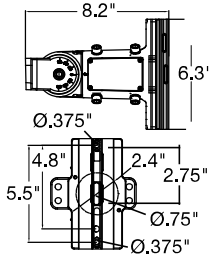
# BRACKET DIMENSIONS



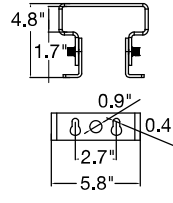
**ARL3-SF**



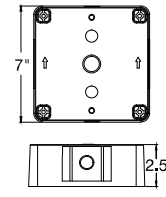
**ARL3-SA**



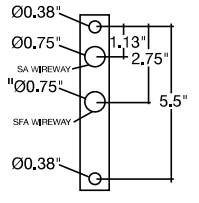
**ARL3-SFA**



**ARL3-TR**

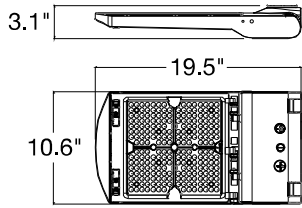


**ARL3-WM**

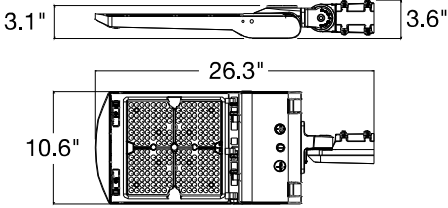


**SA/SFA**

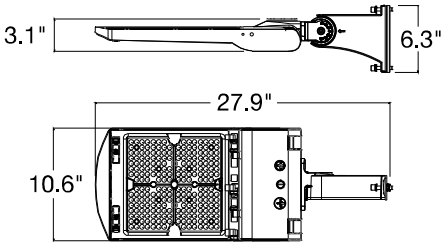
## 5P150



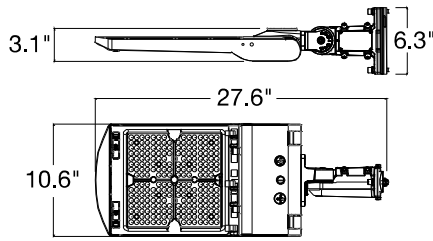
**SF**



**SA**

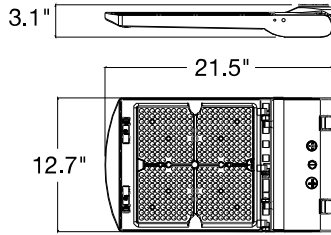


**SFA**

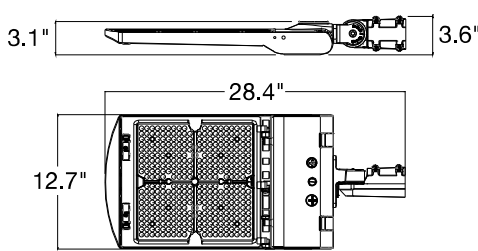


**TR**

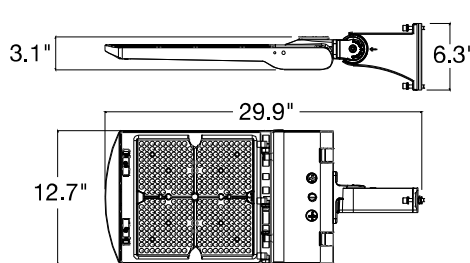
## 5P300



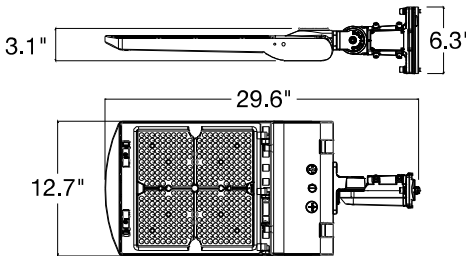
**SF**



**SA**

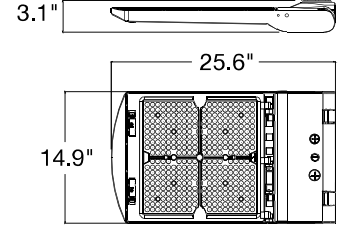


**SFA**

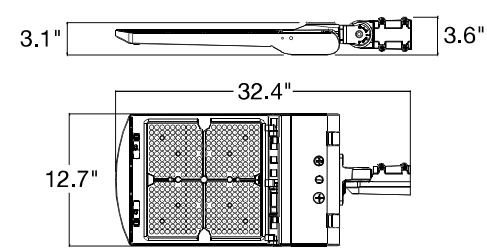


**TR**

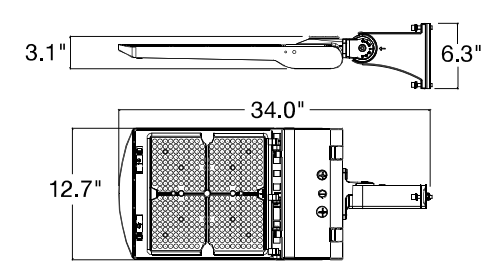
## 5P450



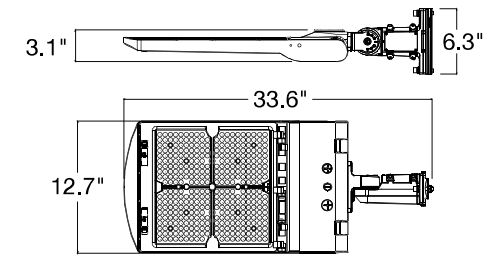
**SF**



**SA**



**SFA**



**TR**

**ACCESSORIES**



**ARL3-TR**

**Trunnion**

- Flood light bracket
- Ideal use on a wall
- Can be used for shoebox
- Adjustable design to angle area light luminaire



**ARL3-SA**

**Straight Arm Adjustable**

- For use with round or square poles
- Adjustable design to angle area light luminaire



**ARL3-SF**

**Slip Fitter**

- For use with round or square poles
- Adjustable design to angle area light luminaire
- Fits 2 3/8" tenon



**ARL3-SFA**

**Slip Fitter & Straight Arm**

- Flood light bracket
- For use with round or square poles
- Can be used for shoebox
- Adjustable design to angle area light luminaire



**ARL3-WM**

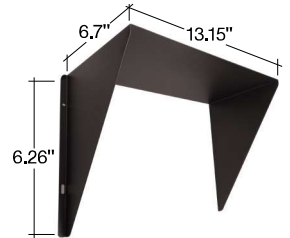
**Wall Mount Adapter**

- Attach to SA or SFA arm
- Does not attach to the body of the fixture directly


Accessory Model	Description
ARL3-SF	ARL3: Slip Fitter
ARL3-SF-BL	ARL3: Slip Fitter (Black)
ARL3-SF-WH	ARL3: Slip Fitter (White)
ARL3-SA	ARL3: Straight Arm
ARL3-SA-BL	ARL3: Straight Arm (Black)
ARL3-SA-WH	ARL3: Straight Arm (White)
ARL3-SFA	ARL3: Slip Fitter/Straight Arm Combo
ARL3-SFA-BL	ARL3: Slip Fitter/Straight Arm Combo (Black)
ARL3-SFA-WH	ARL3: Slip Fitter/Straight Arm Combo (White)
ARL3-TR	ARL3: Trunnion
ARL3-TR-BL	ARL3: Trunnion (Black)
ARL3-TR-WH	ARL3: Trunnion (White)
ARL3-WM	ARL3: Wall Mount Adapter (Requires ARL3-SA or ARL3-SFA)
ARL3-WM-BL	ARL3: Wall Mount Adapter (Black) (Requires ARL3-SA or ARL3-SFA)
ARL3-WM-WH	ARL3: Wall Mount Adapter (White) (Requires ARL3-SA or ARL3-SFA)
ARL3-OPT-L-HSS-BZ	ARL3: OPTIC-Line: House Side Shield for 5P150
ARL3-OPT-L-HSS-BL	ARL3: OPTIC-Line: House Side Shield for 5P150
ARL3-OPT-L-HSS-WH	ARL3: OPTIC-Line: House Side Shield for 5P150
ARL3-OPT-XL-HSS-BZ	ARL3: OPTIC-Line: House Side Shield for 5P300
ARL3-OPT-XL-HSS-BL	ARL3: OPTIC-Line: House Side Shield for 5P300
ARL3-OPT-XL-HSS-WH	ARL3: OPTIC-Line: House Side Shield for 5P300
ARL3-OPT-XXL-HSS-BZ	ARL3: OPTIC-Line: House Side Shield for 5P450
ARL3-OPT-XXL-HSS-BL	ARL3: OPTIC-Line: House Side Shield for 5P450
ARL3-OPT-XXL-HSS-WH	ARL3: OPTIC-Line: House Side Shield for 5P450
ARL3-450W-HSS-BZ	ARL3: Front & House Side Shield for 450W
S-TWC-MW-1	S-Line: Twist-C Microwave Sensor
S-TWC-PIR-1-BT	S-Line: Twist-C PIR Sensor
S-TWC-MW-BT	S-Line: Twist-C Microwave Sensor w/ Bluetooth
TWC-DL	S-Line: Twist-C Daylight Sensor: Dusk to Dawn, works like a photocell
S-LINE-R	Remote for S-LINE Series Sensors
K121INT	3 Pin Receptacle
PC-SHORT-CAP	3 Pin Shorting Cap
K171H	7 Pin Receptacle



**ARL3-OPT-L-HSS-BZ**  
**ARL3-OPT-L-HSS-BL**  
**ARL3-OPT-L-HSS-WH**



**ARL3-OPT-XL-HSS-BZ**  
**ARL3-OPT-XL-HSS-BL**  
**ARL3-OPT-XL-HSS-WH**



**ARL3-OPT-XXL-HSS-BZ**  
**ARL3-OPT-XXL-HSS-BL**  
**ARL3-OPT-XXL-HSS-WH**




**S-TWC-PIR-1**



**S-TWC-MW-1**  
**S-TWC-MW-BT**  
**TWC-DL**



**S-LINE-R**  
**Controller**



**Optic Lenses**  
Beam Angle: Type III Installed  
(Type II, IV, V included in box)  
Tool-free interchangeable in the field



**3 Pin Photocell**  
**120-277V**  
**PC-TWL-UNV**



**3 Pin Photocell**  
**347-480V**  
**PC-TWL-HV**



**3 Pin**  
**Receptacle**  
**K121INT**



**PC**  
**Short Cap**  
**PC-SHORT-CAP**



**7 Pin**  
**Receptacle**  
**K171H**