

6" Cusp Disk Surface Mounts

RGB + CW Wifi Control



Project: _____ Part #: _____
Type: _____



Surface Mounts



Detail Specifications:

- CCT: RGB + CW
 - 2700-6500K + RGB Tunable Downlight
- 15W 1,000 Lumens
- Finishes: White Finish
- IP Rating: Wet Location
- Beam Angle: 100°
- Chip: SMD 2835, R9 >50, CRI >90
- Operating Temperature: -40° - 114° F
- Lens: Frosted Acrylic, non-yellowing
- Housing: Metal
- Average life (L70) of 50,000 hours

Applications:

- General Recessed Lighting
- Residential & Multifamily
- Office and Meeting Rooms
- Education, Healthcare, Retail, Hospitality

Product Information:

- Wi-Fi Enabled with "EnVision Connect" App
- Available on Apple App Store & Google Play
- Google Home and Amazon Alexa Compatible
- Ideal for remodel and new construction use
- Slim and sleek design

Driver Options:

- 120V
- Dimmable down to 1% only with ENVISION SMART HOME APP
- This item is not compatible with wall dimmers
- Flicker Free

Mounting & Installation:

- 40 Junction Box
- Surface mount bracket included
- Please see installation guide for instructions on connecting to wifi

Certifications:

- ETL Listed for USA and CA
- Energy Star Certified
- CA Title 24 JA8-2022 CEC Listed
- 5 Year Limited Warranty
- FCC CFR 47, GCC Part 15, Subpart B:2017
- IC Rated and ASTM-E283 Air-Tight
- Complies with UL 263, ASTM E119, CAN ULC S101
- Closet Rated

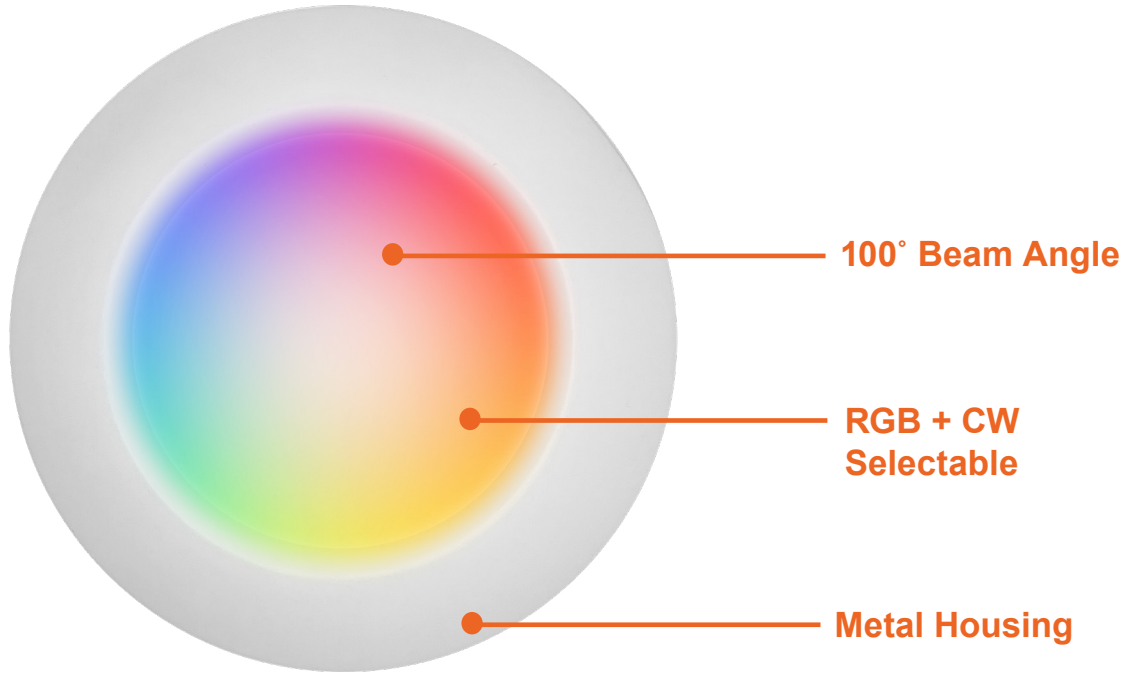
Series

LED-CDSK-6-15W-RGB+W-WH

1,000Lm

Specs and model numbers are subject to change with or without notice. Customization of product is available.

FEATURES



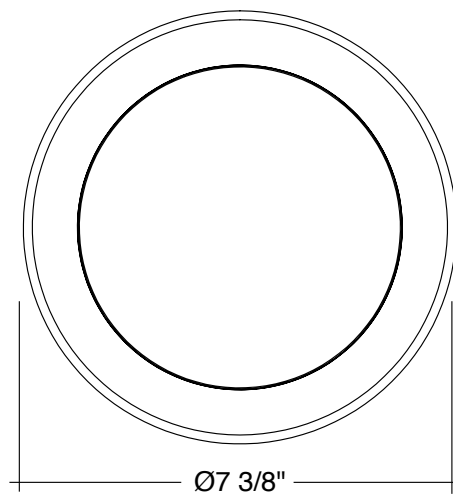
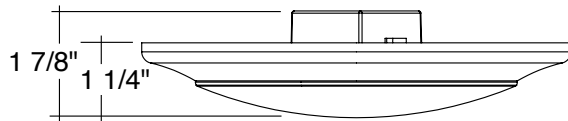
RGB+W



DIMMABLE



DIMENSIONS



Specs and model numbers are subject to change with or without notice. Customization of product is available.