

# Flexa™ 6" Adjustable Round Reflector Trim for Koto™ Module

Mix and match any ring finish with any reflector finish



## Features

- 2 Piece Flexa™ trims for maximum design flexibility.
- Convenient twist-lock design for ease of installation.
- Diecast construction for lasting quality.
- O.D.: 7 3/8".

## Technical Details

**Construction:** Precisely spun aluminum reflector with a powder-coated finish.

**Installation:** Twist-on design allows for easy mounting onto the Koto™ LED Module. Clips securely mount trim into the housing and keeps ring flush with ceiling.

**Compatible Module:** Koto™ LED Modules (ELK07, ELK09, ELK19, ELK21 Series)

## Options



All White



Black with White Trim



All Bronze



Chrome with White Trim

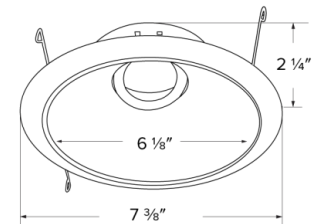


Haze with White Trim

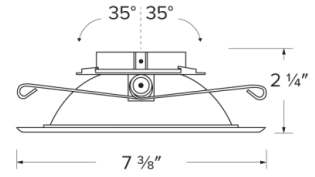


All Black

## Dimensions



## Side View



## Product Numbers

Item	Finish
<b>ELK629WW</b>	All White
<b>ELK629BW</b>	Black with White Trim
<b>ELK629BZBZ</b>	All Bronze
<b>ELK629CW</b>	Chrome with White Trim
<b>ELK629HW</b>	Haze with White Trim
<b>ELK629BB</b>	All Black

## Product Number Builder Example: ELK629WW

Flexa™ 6" Adjustable Round Reflector

Reflector Finish

Ring Finish

**ELK629**

**W** White

**B** Black

**BZ** Bronze

**C** Chrome

**H** Haze

**W** White

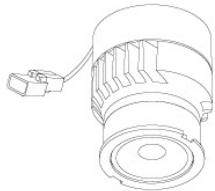
**BZ** Bronze

**B** Black

# Compatible Products

For use with 6" Koto™ Twist-&-Lock Trims

## Koto™ LED Module



**Koto™ LED Module**  
ELK07, ELK09, & ELK11

PRODUCT NUMBER BUILDER					
Koto™ LED Module	Lumens	Color Temperature	Beam Angle		
ELK					
07	750 lm	27 2700K	(blank) 38° lens (Standard)		
09	950 lm	30 3000K	-S 18° lens		
11	1150 lm	35 3500K	-N 25° lens		
		40 4000K	-W 60° lens		
		SD Sunset Dimming (For ELK09 & ELK11)	-FC 18° - 50° Adjustable (ELK07 Only)		

### ACCESSORIES



#### Lens

- EP731C\* 18° Lens
  - EP732C\* 25° Lens
  - EP733C\* 38° Lens
  - EP734C\* 60° Lens
- \*EP732C, EP733C, EP734C  
Included with standard module



#### Snoot

- L50W White
- L50B Black



#### Secondary Optics

- L45 Hex Louver
- L46 Linear Lens
- L47 Spread Louver
- L49 Frosted Lens
- L51 Color Shifter

\*Standard module includes 38° installed with 25° & 60° field changeable lenses.

**Koto™ LED Module with 5-CCT Switch**

**Product Number**

ELK08CT5	825 lm, 5-CCT, 120V
ELK10CT5	1000 lm, 5-CCT, 120V

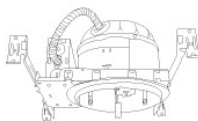
**12V AC Retrofit Koto™ LED Module**

For retrofitting 4" Bi-Pin 12V AC GU5.3 Housings

**Product Number**

ELK0827-12	800 lm, 2700K, 12V AC
ELK0830-12	800 lm, 3000K, 12V AC
ELK08SD-12	800 lm, Sunset, 12V AC

## 6" Koto™ Dedicated LED ICA Housings



6" Standard ICA Housing  
**New Construction**



6" Standard Remodel ICA Housing  
**Remodel**



6" 2-Hour Fire Rated ICA Housing  
**New Construction**

CAT NO.	SPECIFICATIONS
EL770ICA	7" Height
EL760ICA	5 ½" Height, Shallow

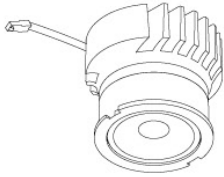
CAT NO.	SPECIFICATIONS
EL770RICA	7 ½" Height
EL760RICA	5 ½" Height, Shallow

CAT NO.	SPECIFICATIONS
EL76FICA	7 ¾" Height - Sound Rated
EL75FICAS	6 ¾" Height, Shallow

# Compatible Products

For use with 6" Koto™ Twist-&-Lock Trims

## Koto™ Architectural LED Light Engine



Koto™ LED Light Engine  
ELK19 - ELK21

PRODUCT NUMBER BUILDER			
Koto™ LED Light Engine	Lumens	Color Temperature	Beam Angle
ELK			
19	750 - 850 lm	27D 2700K	(blank) 38° lens (Standard)
21	1100 - 1500 lm	30D 3000K	-S 18° lens
		35D 3500K	-N 25° lens
		40D 4000K	-W 60° lens
		SD Sunset Dimming (ELK19 Only)	-FC 18° - 50° Adjustable (ELK21 Only)

*\*Standard module includes 38° installed with 25° & 60° field changeable lenses.*

ACCESSORIES	
	<b>Lens</b>
	<b>Snoot</b>
EP731C	18° Lens
EP732C	25° Lens
EP733C	38° Lens
EP734C	60° Lens
<small><sup>EP732C, EP733C, EP734C</sup> Included with standard module</small>	
	<b>Secondary Optics</b>
L45	Hex Louver
L46	Linear Lens
L47	Spread Louver
L49	Frosted Lens
L51	Color Shifter

## 6" Koto™ Dedicated LED ICA Housing



6" Koto™ Maximum Adjustability ICA Housing  
850 lm (14.7W) w/ELK19 Series Module  
1100 lm (14.7W) w/ELK21 Series Module  
**New Construction**

CAT NO.	SPECIFICATIONS
E6LK37ICA	7 ½" Height, Triac/ELV, 120V
E6LK38ICAD	7 ½" Height, 0-10V/Triac/ELV, 120/277V



6" Maximum Adjustability High Lumen ICA Housing  
Use with ELK21 Series Module  
Not for use with ELK19 Series Module  
**Double Wall**

CAT NO.	SPECIFICATIONS
E6LK43ICA	7 ¼" Height, 120V, Triac/ELV, 1250 lm
E6LK44ICAD	7 ¼" Height, 120/277V, 0-10V/Triac/ELV, 1250 lm
E6LK56ICA	7 ¼" Height, 120V, Triac/ELV, 1500 lm
E6LK57ICAD	7 ¼" Height, 120/277V, 0-10V/Triac/ELV, 1500 lm