

# Pex™ 4" Square Adjustable Reflector

Pex™ Precision die-cast adjustable trims with twist-&-lock system for easy Koto™ Module installation



## Features

- 4" Square Adjustable Reflector.
- 358° Rotation.
- 35° tilt (for EL485ICA), 25° tilt (for EL490 Series).
- 30° tilt with E3LK Series (Architectural Koto™ Module & Housings)
- Convenient twist-lock design for easy installation.
- Damp Location Rated.
- Lamp: Koto™ LED Module.

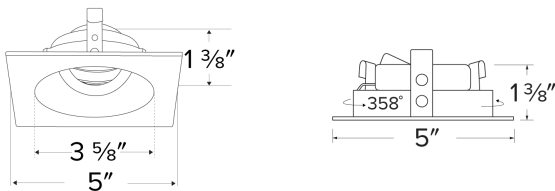
## Technical Details

**Construction:** Diecast aluminum with a powder coated finish.

**Installation:** Twist-lock design allows for easy mounting onto the Koto™ LED Module.

**Compatible Housing:** Compatible with 4" IC and non-IC housings.

**Lamp:** Koto™ LED Module.



**Dimensions:**

## Options



All White



All Black



All Bronze



Black with White Trim



Chrome with White Trim



Haze with White Trim

## Product Numbers

Item	Finish
ELK4229W	All White
ELK4229BB	All Black
ELK4229BZ	All Bronze
ELK4229B	Black with White Trim
ELK4229C	Chrome with White Trim
ELK4229H	Haze with White Trim

## Product Number Builder Example: ELK4229W

Pex™ 4" Square Adjustable Reflector

Finish

**ELK4229**

- W** All White
- BB** All Black
- BZ** All Bronze
- B** Black with White Trim
- C** Chrome with White Trim
- H** Haze with White Trim

# Compatible Products



For use with 4" Koto™ Twist-&-Lock Trims

## Koto™ LED Module



**Koto™ LED Module**  
ELK07, ELK09, & ELK11

PRODUCT NUMBER BUILDER					
Koto™ LED Module	Lumens	Color Temperature	Beam Angle		
ELK					
07	750 lm	27 2700K	(blank) 38° lens (Standard)		
09	950 lm	30 3000K	-S 18° lens		
11	1150 lm	35 3500K	-N 25° lens		
		40 4000K	-W 60° lens		
		SD Sunset Dimming (For ELK09 & ELK11)	-FC 18° - 50° Adjustable (ELK07 Only)		

### ACCESSORIES



#### Lens

- EP731C\* 18° Lens
  - EP732C\* 25° Lens
  - EP733C\* 38° Lens
  - EP734C\* 60° Lens
- \*EP732C, EP733C, EP734C  
Included with standard module



#### Snoot

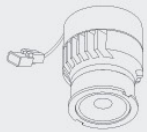
- L50W White
- L50B Black



#### Secondary Optics

- L45 Hex Louver
- L46 Linear Lens
- L47 Spread Louver
- L49 Frosted Lens
- L51 Color Shifter

\*Standard module includes 38° installed with 25° & 60° field changeable lenses.

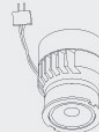


**Koto™ LED Module with 5-CCT Switch**



#### Product Number

- ELK08CT5 825 lm, 5-CCT, 120V
- ELK10CT5 1000 lm, 5-CCT, 120V



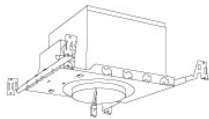
**12V AC Retrofit Koto™ LED Module**

For retrofitting 4" Bi-Pin 12V AC GU5.3 Housings

#### Product Number

- ELK0827-12 800 lm, 2700K, 12V AC
- ELK0830-12 800 lm, 3000K, 12V AC
- ELK08SD-12 800 lm, Sunset, 12V AC

## 4" Koto™ Dedicated LED ICA Housings



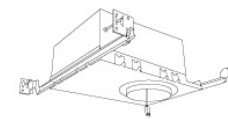
**4" ICA Maximum Adjustability Housing**  
**New Construction**

CAT NO.	SPECIFICATIONS
EL485ICA	Maximum Adjustability



**4" ICA Housing**  
**New Construction**

CAT NO.	SPECIFICATIONS
EL490ICA	14W, 120/277V
EL490ICA-EM5	Emergency Battery Back-up (90 minutes)



**4" R-60 Spray Foam Insulation Housing**  
**New Construction**

CAT NO.	SPECIFICATIONS
EL490AJICA	Maximum Adjustability, For use in R60 or Chicago plenum applications



**4" ICA Housing**  
**Remodel**

CAT NO.	SPECIFICATIONS
EL490RICA	14W, 120V



**2-Hour Fire Rated 4" ICA Housing**  
**New Construction**

CAT NO.	SPECIFICATIONS
EL48FICA	7 1/2" Height, Sound Rated

# Compatible Products

For use with 4" Koto™ Twist-&-Lock Trims

## Koto™ Architectural LED Light Engine



**Koto™ LED Light Engine**  
ELK19 - ELK21

PRODUCT NUMBER BUILDER			
Koto™ LED Light Engine	Lumens	Color Temperature	Beam Angle
ELK			
19	750 - 850 lm	27D 2700K	(blank) 38° lens (Standard)
21	1100 - 1500 lm	30D 3000K	-S 18° lens
		35D 3500K	-N 25° lens
		40D 4000K	-W 60° lens
		SD Sunset Dimming (ELK19 Only)	-FC 18° - 50° Adjustable (ELK21 Only)

*\*Standard module includes 38° installed with 25° & 60° field changeable lenses.*

### ACCESSORIES



#### Lens

- EP731C** 18° Lens
  - EP732C** 25° Lens
  - EP733C** 38° Lens
  - EP734C** 60° Lens
- \*EP732C, EP733C, EP734C included with standard module



#### Snoot

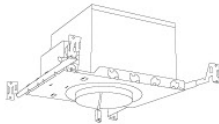
- L50W** White
- L50B** Black



#### Secondary Optics

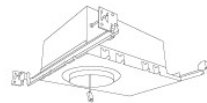
- L45** Hex Louver
- L46** Linear Lens
- L47** Spread Louver
- L49** Frosted Lens
- L51** Color Shifter

## 4" Koto™ Architectural Recessed Housings



4" Maximum Adjustability ICA Housing  
Use with ELK21 Series Module  
Not for use with ELK19 Series Module  
**New Construction**

CAT NO.	SPECIFICATIONS
E4LK47ICA	1350 lm, 15.7W, 120V, Triac/ELV
E4LK48ICAD	1350 lm, 15.7W, 120/277V, 0-10V/Triac/ELV
E4LK78ICA	1500 lm, 18.9W, 120V, Triac/ELV
E4LK79ICAD	1500 lm, 18.9W, 120/277V, 0-10V/Triac/ELV



4" Shallow Maximum Adjustability ICA Housing  
1000 lm (14.7W) w/ELK19 Series Module  
1200 lm (14.7W) w/ELK21 Series Module  
**New Construction**

CAT NO.	SPECIFICATIONS
E4LK98ICA	120V, Triac/ELV
E4LK99ICAD	120/277V, 0-10V/Triac/ELV



4" Standard ICA Housing  
800 lm (11.8W) w/ELK19 Series Module  
1000 lm (11.8W) w/ELK21 Series Module  
**New Construction**

CAT NO.	SPECIFICATIONS
E4LK87ICA	120V, Triac/ELV
E4LK87ICA-EM1	Emergency Battery Back-Up
E4LK88ICAD	120/277V, 0-10V/Triac/ELV
E4LK88ICAD-EM1	Emergency Battery Back-Up



4" Standard ICA Housing  
800 lm (11.8W) w/ELK19 Series Module  
1000 lm (11.8W) w/ELK21 Series Module  
**Remodel**

CAT NO.	SPECIFICATIONS
E4LK87ICA	120V, Triac/ELV
E4LK88ICAD	120/277V, 0-10V/Triac/ELV



2-Hour Fire Rated 4" ICA Housing  
750 lm (11.8W) w/ELK19 Series Module  
950 lm (11.8W) w/ELK21 Series Module  
**New Construction**

CAT NO.	SPECIFICATIONS
ELK93FICA	120V, Triac/ELV
ELK94FICAD	120/277V, 0-10V/Triac/ELV