

# Pex™ 4" Round Adjustable Wall Wash

Pex™ Precision die-cast adjustable trims with twist-&-lock system for easy Koto™ Module installation



## Features

- 4" Round Adjustable Reflector Wall Wash
- 45° Adjustability
- 5" O.D.
- Convenient twist-lock design for easy installation
- Damp Location Rated
- Lamp: Koto™ LED Module
- Recommended to be used with Maximum Adjustability Housings

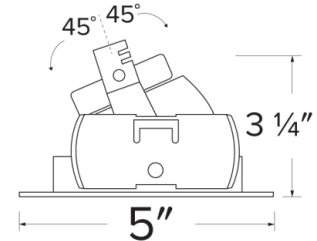
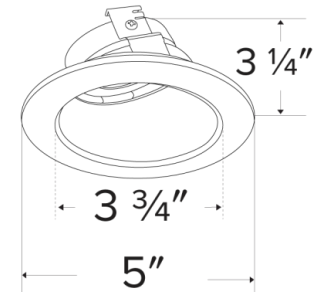
## Technical Details

**Construction:** Diecast aluminum with a powder coated finish.

**Installation:** Twist-lock design allows for easy mounting onto the Koto™ LED Module.

**Lamp:** Koto™ LED Module.

## Dimensions



## Product Numbers

Item	Finish
ELK4122W	All White

## Product Number Builder Example: ELK4122W

Pex™ 4" Round Adjustable Reflector Wall Wash

Finish

**ELK4122**

\_\_\_\_\_

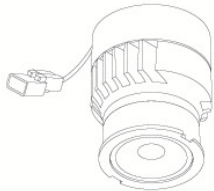
**W** All White

# Compatible Products



For use with 4" Koto™ Twist-&-Lock Trims

## Koto™ LED Module & 4" Dedicated LED ICA Housing



**Koto™ LED Module**  
ELK07 - ELK09

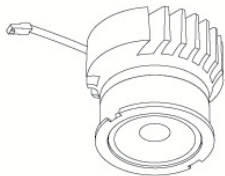
PRODUCT NUMBER BUILDER			
Koto™ LED Module	Lumens	Color Temperature	Beam Angle
ELK			
07	750 lm	27 2700K	(blank) 38° lens (Standard)
09	950 lm	30 3000K	-S 18° lens
		35 3500K	-N 25° lens
		40 4000K	-W 60° lens
		SD Sunset Dimming (ELK09 Only)	



4" ICA Maximum Adjustability Housing  
**New Construction**

CAT NO.	SPECIFICATIONS
EL485ICA	Maximum Adjustability

## Koto™ Architectural LED Light Engine & 4" Architectural ICA Housings



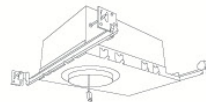
**Koto™ LED Light Engine**  
ELK19 - ELK21

PRODUCT NUMBER BUILDER			
Koto™ LED Light Engine	Lumens	Color Temperature	Beam Angle
ELK			
19	750 - 850 lm	27D 2700K	(blank) 38° lens (Standard)
21	1100 - 1500 lm	30D 3000K	-S 18° lens
		35D 3500K	-N 25° lens
		40D 4000K	-W 60° lens
		SD Sunset Dimming (ELK19 Only)	



4" High Lumen Maximum Adjustability ICA Housing  
1500 lm (18.9W) w/ELK21 Series Module  
Not for use with ELK19 Series Module  
**New Construction**

CAT NO.	SPECIFICATIONS
E4LK79ICAD	120/277V - 0-10V/Triac/ELV



4" Shallow Maximum Adjustability ICA Housing  
850 lm (14.7W) w/ELK19 Series Module  
1100 lm (14.7W) w/ELK21 Series Module  
**New Construction**

CAT NO.	SPECIFICATIONS
E4LK98ICA	120V - Triac/ELV
E4LK99ICAD	120/277V - 0-10V/Triac/ELV

### ACCESSORIES FOR KOTO™ LED MODULE & KOTO™ ARCHITECTURAL LED LIGHT ENGINE



#### Lens

EP731C	18° Lens
EP732C	25° Lens
EP733C	38° Lens
EP734C	60° Lens

\*EP732C, EP733C, EP734C Included



#### Reflectors

EP735C	15°
EP736C	25°
EP737C	38°
EP738C	60°



#### Secondary Optics

L45	Hex Louver
L46	Linear Louver
L47	Spread Louver