

Pex™ 3" Round Adjustable Reflector

Pex™ Precision die-cast adjustable trims with twist-&-lock system for easy Koto™ Module installation



Features

- 3" Round Adjustable Reflector.
- 358° Rotation.
- 30° tilt (for EL386ICA), 15° tilt (for EL390 Series)
- 30° tilt with E3LK Series (Architectural Koto™ Module & Housings)
- Damp Location Rated.
- Convenient twist-lock design for easy installation.
- Lamp: Koto™ LED Module.
- 4 3/8" O.D.

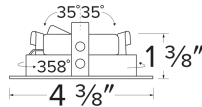
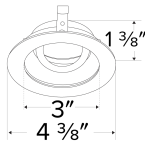
Technical Details

Construction: Diecast aluminum with a powder coated finish.

Installation: Twist-lock design allows for easy mounting onto the Koto™ LED Module.

Lamp: Koto™ LED Module.

Dimensions:



Options



All White



All Black



All Bronze



Black with White Ring



Chrome with White Trim



Haze with White Trim

Product Numbers

Item	Finish
ELK3629W	All White
ELK3629BB	All Black
ELK3629BZ	All Bronze
ELK3629B	Black with White Trim
ELK3629C	Chrome with White Trim
ELK3629H	Haze with White Trim

Product Number Builder Example: ELK3629W

Pex™ 3" Round Adjustable Reflector

Finish

ELK3629

- W** All White
- BB** All Black
- BZ** All Bronze
- B** Black with White Trim
- C** Chrome with White Trim
- H** Haze with White Trim

Compatible Products

For use with 3" Koto™ Twist-&-Lock Trims

Koto™ LED Module



Koto™ LED Module
ELK07, ELK09, & ELK11

PRODUCT NUMBER BUILDER					
Koto™ LED Module	Lumens	Color Temperature	Beam Angle		
ELK					
07	750 lm	27 2700K	(blank) 38° lens (Standard)		
09	950 lm	30 3000K	-S 18° lens		
11	1150 lm	35 3500K	-N 25° lens		
		40 4000K	-W 60° lens		
		SD Sunset Dimming (For ELK09 & ELK11)	-FC 18° - 50° Adjustable (ELK07 Only)		

ACCESSORIES

Lens

EP731C* 18° Lens
EP732C* 25° Lens
EP733C* 38° Lens
EP734C* 60° Lens
*EP732C, EP733C, EP734C
Included with standard module

Snoot

L50W White
L50B Black

Secondary Optics

L45 Hex Louver
L46 Linear Lens
L47 Spread Louver
L49 Frosted Lens
L51 Color Shifter

Koto™ LED Module with 5-CCT Switch

Product Number

ELK08CT5 825 lm, 5-CCT, 120V
ELK10CT5 1000 lm, 5-CCT, 120V

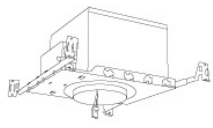
12V AC Retrofit Koto™ LED Module

For retrofitting 4" Bi-Pin 12V AC GU5.3 Housings

Product Number

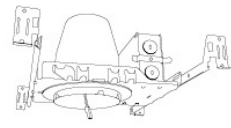
ELK0827-12 800 lm, 2700K, 12V AC
ELK0830-12 800 lm, 3000K, 12V AC
ELK08SD-12 800 lm, Sunset, 12V AC

3" Koto™ Dedicated LED ICA Housings



3" ICA Maximum Adjustability Housing
New Construction

CAT NO.	SPECIFICATIONS
EL386ICA	Maximum Adjustability



3" ICA Housing
New Construction

CAT NO.	SPECIFICATIONS
EL390ICA	
EL390ICA-EM5	Emergency Battery Back-up (90 minutes)



3" ICA Housing
Remodel

CAT NO.	SPECIFICATIONS
EL390RICA	



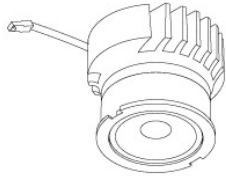
2-Hour Fire Rated 3" ICA Housing
New Construction

CAT NO.	SPECIFICATIONS
EL39FICA	7 1/2" Height, Sound Rated

Compatible Products

For use with 3" Koto™ Twist-&-Lock Trims

Koto™ Architectural LED Light Engine



Koto™ LED Light Engine
ELK19 - ELK21

PRODUCT NUMBER BUILDER				
Koto™ LED Light Engine	Lumens	Color Temperature	Beam Angle	
ELK				
19	750 - 850 lm	27D 2700K	(blank)	38° lens (Standard)
21	1100 - 1500 lm	30D 3000K	-S	18° lens
		35D 3500K	-N	25° lens
		40D 4000K	-W	60° lens
		SD Sunset Dimming (ELK19 Only)	-FC	18° - 50° Adjustable (ELK21 Only)

ACCESSORIES	
	Lens
	Shoot
EP731C	18° Lens
EP732C	25° Lens
EP733C	38° Lens
EP734C	60° Lens
<small>*EP732C, EP733C, EP734C Included with standard module</small>	
	Secondary Optics
L45	Hex Louver
L46	Linear Lens
L47	Spread Louver
L49	Frosted Lens
L51	Color Shifter

*Standard module includes 38° installed with 25° & 60° field changeable lenses.

3" Koto™ Architectural Recessed Housings



3" High Lumen Maximum Adjustability ICA Housing
Use with ELK21 Series Module
Not for use with ELK19 Series Module
New Construction



3" Shallow Maximum Adjustability ICA Housing
1000 lm (14.7W) w/ELK19 Series Module
1200 lm (14.7W) w/ELK21 Series Module
New Construction



3" Standard ICA Housing
800 lm (10.5W) w/ELK19 Series Module
1000 lm (10.5W) w/ELK21 Series Module
New Construction

CAT NO.	SPECIFICATIONS
E3LK53ICA	1350 lm, 15.7W, 120V, Triac/ELV
E3LK54ICAD	1350 lm, 15.7W, 120/277V, 0-10V/Triac/ELV
E3LK84ICA	1500 lm, 18.9W, 120V, Triac/ELV
E3LK85ICAD	1500 lm, 18.9W, 120/277V, 0-10V/Triac/ELV

CAT NO.	SPECIFICATIONS
E3LK76ICA	120V, Triac/ELV
E3LK77ICAD	120/277V, 0-10V/Triac/ELV

CAT NO.	SPECIFICATIONS
E3LK65ICA	120V, Triac/ELV
E3LK65ICA-EM1	Emergency Battery Back-Up
E3LK66ICAD	120/277V, 0-10V/Triac/ELV
E3LK66ICAD-EM1	Emergency Battery Back-Up



3" Standard ICA Housing
800 lm w/ELK19 Series Module
1000 lm w/ELK21 Series Module
Remodel

CAT NO.	SPECIFICATIONS
E3LK65RICA	120V, 10.5W, Triac/ELV
E3LK66RICAD	120/277V, 11.8W, 0-10V/Triac/ELV



2-Hour Fire Rated 3" ICA Housing
750 lm (10.5W) w/ELK19 Series Module
950 lm (10.5W) w/ELK21 Series Module
New Construction

CAT NO.	SPECIFICATIONS
ELK72FICA	120V, Triac/ELV
ELK73FICAD	120/277V, 0-10V/Triac/ELV