

Pex™ 3" Round Adjustable Reflector Wall Wash

Pex™ precision die-cast adjustable trims with Twist-&-Lock system for easy Koto™ Module installation



Features

- 3" Round Adjustable Reflector Wall Wash.
- 45° Adjustability
- 4 3/8" O.D.
- Convenient twist-lock design for easy installation.
- Damp Location Rated.
- Lamp: Koto™ LED Module.
- Recommended to be used with Maximum Adjustability Housings

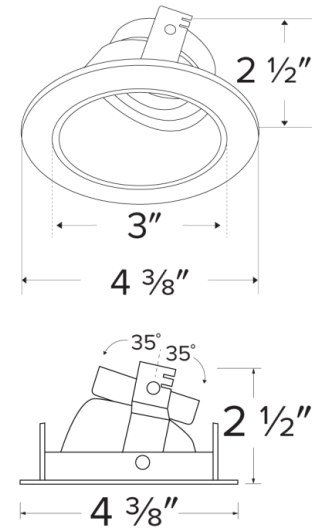
Technical Details

Construction: Diecast aluminum with a powder coated finish.

Installation: Twist-lock design allows for easy mounting onto the Koto™ LED Module.

Lamp: Koto™ LED Module.

Dimensions



Product Numbers

Item	Finish
ELK3622W	All White

Product Number Builder Example: ELK3622W

Pex™ 3" Round Adjustable Reflector Wall Wash

Finish

ELK3622

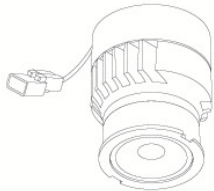
W White

Compatible Products



For use with 3" Koto™ Twist-&-Lock Trims

Koto™ LED Module & 3" Dedicated LED ICA Housing



Koto™ LED Module
ELK07 - ELK09

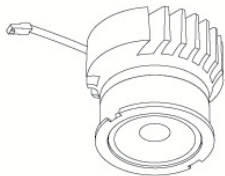
PRODUCT NUMBER BUILDER			
Koto™ LED Module	Lumens	Color Temperature	Beam Angle
ELK			
07	750 lm	27 2700K	(blank) 38° lens (Standard)
09	950 lm	30 3000K	-S 18° lens
		35 3500K	-N 25° lens
		40 4000K	-W 60° lens
		SD Sunset Dimming (ELK09 Only)	



3" ICA Maximum Adjustability Housing
New Construction

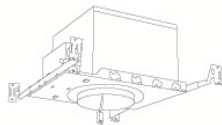
CAT NO.	SPECIFICATIONS
EL386ICA	Maximum Adjustability

Koto™ Architectural LED Light Engine & 3" Architectural ICA Housings



Koto™ LED Light Engine
ELK19 - ELK21

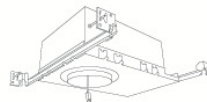
PRODUCT NUMBER BUILDER			
Koto™ LED Light Engine	Lumens	Color Temperature	Beam Angle
ELK			
19	750 - 850 lm	27D 2700K	(blank) 38° lens (Standard)
21	1100 - 1500 lm	30D 3000K	-S 18° lens
		35D 3500K	-N 25° lens
		40D 4000K	-W 60° lens
		SD Sunset Dimming (ELK19 Only)	



3" High Lumen Maximum Adjustability ICA Housing
1500 lm (18.9W) w/ELK21 Series Module
Not for use with ELK19 Series Module

New Construction

CAT NO.	SPECIFICATIONS
E3LK85ICAD	120/277V - 0-10V/Triac/ELV



3" Shallow Maximum Adjustability ICA Housing
850 lm (14.7W) w/ELK19 Series Module
1100 lm (14.7W) w/ELK21 Series Module

New Construction

CAT NO.	SPECIFICATIONS
E3LK76ICA	120V - Triac/ELV
E3LK77ICAD	120/277V - 0-10V/Triac/ELV

ACCESSORIES FOR KOTO™ LED MODULE & KOTO™ ARCHITECTURAL LED LIGHT ENGINE



Lens

EP731C	18° Lens
EP732C	25° Lens
EP733C	38° Lens
EP734C	60° Lens

*EP732C, EP733C, EP734C Included



Reflectors

EP735C	15°
EP736C	25°
EP737C	38°
EP738C	60°



Secondary Optics

L45	Hex Louver
L46	Linear Louver
L47	Spread Louver