

Pex™ 2" Square Adjustable Reflector

Pex™ precision die-cast adjustable trims with twist-on system for easy Koto™ Module installation



Features

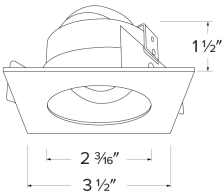
- 2" Square Adjustable Reflector.
- 358° Rotation.
- 30° tilt
- 30° tilt with E2LK Series (Architectural Koto™ Module & Housings)
- Convenient twist-on design for easy installation.
- Damp Location Rated.
- Lamp: Koto™ LED Module.

Technical Details

Construction: Diecast aluminum with a powder coated finish.

Installation: Twist-on design allows for easy mounting onto the Koto™ LED Module.

Lamp: Koto™ LED Module only.



Dimensions:

Options



All White



Black/White Trim



All Black

Product Numbers

| Item | Finish |
|-----------|-----------------------|
| ELK2529W | All White |
| ELK2529B | Black with White Trim |
| ELK2529BB | All Black |

Product Number Builder Example: ELK2529W

Pex™ 2" Square Adjustable Reflector

Finish

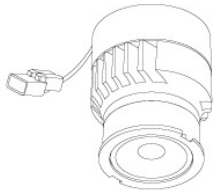
ELK2529

- W** All White
- B** Black with White Trim
- BB** All Black

Compatible Products

For use with 2" Koto™ Twist-On Trims

Koto™ LED Module



Koto™ LED Module
ELK07, ELK09, & ELK11

| PRODUCT NUMBER BUILDER | | | | |
|------------------------|---------|---------------------------------------|------------|-----------------------------------|
| Koto™ LED Module | Lumens | Color Temperature | Beam Angle | |
| ELK | | | | |
| 07 | 750 lm | 27 2700K | (blank) | 38° lens (Standard) |
| 09 | 950 lm | 30 3000K | -S | 18° lens |
| 11 | 1150 lm | 35 3500K | -N | 25° lens |
| | | 40 4000K | -W | 60° lens |
| | | SD Sunset Dimming (For ELK09 & ELK11) | -FC | 18° - 50° Adjustable (ELK07 Only) |

ACCESSORIES



Lens

- EP731C** 18° Lens
 - EP732C** 25° Lens
 - EP733C** 38° Lens
 - EP734C** 60° Lens
- *EP732C, EP733C, EP734C
Included with standard module



Snoot

- L50W** White
- L50B** Black



Secondary Optics

- L45** Hex Louver
- L46** Linear Lens
- L47** Spread Louver
- L49** Frosted Lens
- L51** Color Shifter

*Standard module includes 38° installed with 25° & 60° field changeable lenses.

Koto™ LED Module with 5-CCT Switch

Product Number

ELK08CT5 825 lm, 5-CCT, 120V
ELK10CT5 1000 lm, 5-CCT, 120V

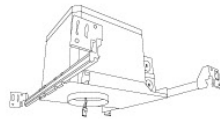
12V AC Retrofit Koto™ LED Module

For retrofitting 4" Bi-Pin 12V AC GU5.3 Housings

Product Number

ELK0827-12 800 lm, 2700K, 12V AC
ELK0830-12 800 lm, 3000K, 12V AC
ELK08SD-12 800 lm, Sunset, 12V AC

2" Koto™ Dedicated LED ICA Housings



2" ICA Maximum Adjustability Housing
New Construction

| CAT NO. | SPECIFICATIONS |
|----------|-----------------------|
| EL276ICA | Maximum Adjustability |

Compatible Products

For use with 2" Koto™ Twist-On Trims

Koto™ Architectural LED Light Engine



Koto™ LED Light Engine
ELK19 - ELK21

| PRODUCT NUMBER BUILDER | | | | |
|------------------------|----------------|--------------------------------|------------|-----------------------------------|
| Koto™ LED Light Engine | Lumens | Color Temperature | Beam Angle | |
| ELK | | | | |
| 19 | 750 - 850 lm | 27D 2700K | (blank) | 38° lens (Standard) |
| 21 | 1100 - 1500 lm | 30D 3000K | -S | 18° lens |
| | | 35D 3500K | -N | 25° lens |
| | | 40D 4000K | -W | 60° lens |
| | | SD Sunset Dimming (ELK19 Only) | -FC | 18° - 50° Adjustable (ELK21 Only) |

**Standard module includes 38° installed with 25° & 60° field changeable lenses.*

ACCESSORIES



Lens

- EP731C** 18° Lens
 - EP732C** 25° Lens
 - EP733C** 38° Lens
 - EP734C** 60° Lens
- *EP732C, EP733C, EP734C
Included with standard module



Snoot

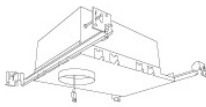
- L50W** White
- L50B** Black



Secondary Optics

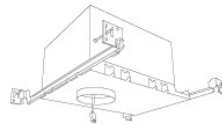
- L45** Hex Louver
- L46** Linear Lens
- L47** Spread Louver
- L49** Frosted Lens
- L51** Color Shifter

2" Koto™ Architectural Recessed Housings



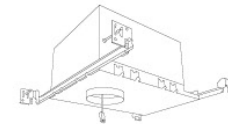
2" Shallow Maximum Adjustability ICA Housing
1000 lm (14.7W) w/ELK19 Series Module
1200 lm (14.7W) w/ELK21 Series Module
Shallow New Construction

| CAT NO. | SPECIFICATIONS |
|------------|----------------------------|
| E2LK34ICA | 120V - Triac/ELV |
| E2LK35ICAD | 120/277V - 0-10V/Triac/ELV |



2" Maximum Adjustability ICA Housing
1350 lm (15.7W) w/ELK21 Series Module
Not for use with ELK19 Series Module
New Construction

| CAT NO. | SPECIFICATIONS |
|------------|---------------------------|
| E2LK41ICA | 120V - Triac/ELV |
| E2LK42ICAD | 120/27V - 0-10V/Triac/ELV |



2" Maximum Adjustability ICA Housing
1500 lm (18.9W) w/ELK21 Series Module
Not for use with ELK19 Series Module
High Lumen New Construction

| CAT NO. | SPECIFICATIONS |
|------------|---------------------------|
| E2LK94ICA | 120V - Triac/ELV |
| E2LK95ICAD | 120/27V - 0-10V/Triac/ELV |