

Pex™ 2" Adjustable Trimless Reflector

Pex™ Precision die-cast trim with Twist-On system for easy tool-free installation



Features

- 2" Adjustable Trimless Reflector (ELK215W)
- 2" Trimless Spackle Frame (EL2SFR)
- 35° Adjustability.
- Convenient twist-on design for easy installation.
- Damp Location Rated.
- Lamp: Koto™ LED Module.

Technical Details

Installation: Twist-On design allows for easy mounting onto the Koto™ LED Module.

Lamp: Koto™ LED Module.

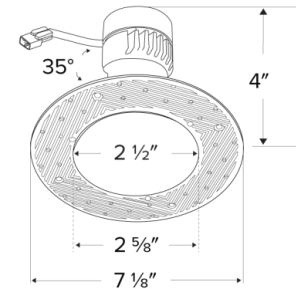
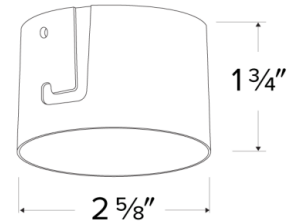
Options



White



Black



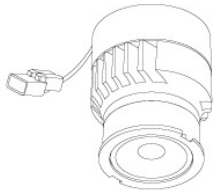
Product Numbers

Item	Description	Finish
ELK215W	2" Round Adjustable Trimless Reflector	All White
ELK215B	2" Round Adjustable Trimless Reflector	All Black
EL2SFR	2" Round Trimless Spackle Frame	

Compatible Products

For use with 2" Koto™ Twist-On Trims

Koto™ LED Module



Koto™ LED Module
ELK07, ELK09, & ELK11

PRODUCT NUMBER BUILDER					
Koto™ LED Module	Lumens	Color Temperature	Beam Angle		
ELK					
07	750 lm	27 2700K	(blank) 38° lens (Standard)		
09	950 lm	30 3000K	-S 18° lens		
11	1150 lm	35 3500K	-N 25° lens		
		40 4000K	-W 60° lens		
		SD Sunset Dimming (For ELK09 & ELK11)	-FC 18° - 50° Adjustable (ELK07 Only)		

ACCESSORIES

Lens

EP731C 18° Lens
EP732C 25° Lens
EP733C 38° Lens
EP734C 60° Lens
*EP732C, EP733C, EP734C
Included with standard module

Snoot

L50W White
L50B Black

Secondary Optics

L45 Hex Louver
L46 Linear Lens
L47 Spread Louver
L49 Frosted Lens
L51 Color Shifter

*Standard module includes 38° installed with 25° & 60° field changeable lenses.

Koto™ LED Module with 5-CCT Switch

Product Number

ELK08CT5 825 lm, 5-CCT, 120V
ELK10CT5 1000 lm, 5-CCT, 120V

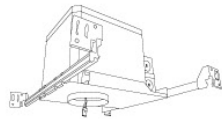
12V AC Retrofit Koto™ LED Module

For retrofitting 4" Bi-Pin 12V AC GU5.3 Housings

Product Number

ELK0827-12 800 lm, 2700K, 12V AC
ELK0830-12 800 lm, 3000K, 12V AC
ELK08SD-12 800 lm, Sunset, 12V AC

2" Koto™ Dedicated LED ICA Housings



2" ICA Maximum Adjustability Housing
New Construction

CAT NO.	SPECIFICATIONS
EL276ICA	Maximum Adjustability

Compatible Products



For use with 2" Koto™ Twist-On Trims

Koto™ Architectural LED Light Engine



Koto™ LED Light Engine
ELK19 - ELK21

PRODUCT NUMBER BUILDER				
Koto™ LED Light Engine	Lumens	Color Temperature	Beam Angle	
ELK				
19	750 - 850 lm	27D 2700K	(blank)	38° lens (Standard)
21	1100 - 1500 lm	30D 3000K	-S	18° lens
		35D 3500K	-N	25° lens
		40D 4000K	-W	60° lens
		SD Sunset Dimming (ELK19 Only)	-FC	18° - 50° Adjustable (ELK21 Only)

**Standard module includes 38° installed with 25° & 60° field changeable lenses.*

ACCESSORIES



Lens

- EP731C** 18° Lens
 - EP732C** 25° Lens
 - EP733C** 38° Lens
 - EP734C** 60° Lens
- *EP732C, EP733C, EP734C
Included with standard module



Snoot

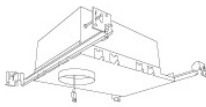
- L50W** White
- L50B** Black



Secondary Optics

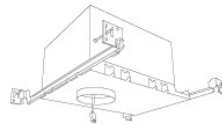
- L45** Hex Louver
- L46** Linear Lens
- L47** Spread Louver
- L49** Frosted Lens
- L51** Color Shifter

2" Koto™ Architectural Recessed Housings



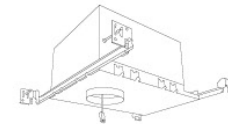
2" Shallow Maximum Adjustability ICA Housing
1000 lm (14.7W) w/ELK19 Series Module
1200 lm (14.7W) w/ELK21 Series Module
Shallow New Construction

CAT NO.	SPECIFICATIONS
E2LK34ICA	120V - Triac/ELV
E2LK35ICAD	120/277V - 0-10V/Triac/ELV



2" Maximum Adjustability ICA Housing
1350 lm (15.7W) w/ELK21 Series Module
Not for use with ELK19 Series Module
New Construction

CAT NO.	SPECIFICATIONS
E2LK41ICA	120V - Triac/ELV
E2LK42ICAD	120/27V - 0-10V/Triac/ELV



2" Maximum Adjustability ICA Housing
1500 lm (18.9W) w/ELK21 Series Module
Not for use with ELK19 Series Module
High Lumen New Construction

CAT NO.	SPECIFICATIONS
E2LK94ICA	120V - Triac/ELV
E2LK95ICAD	120/27V - 0-10V/Triac/ELV