

4" 0-10V Remodel Dedicated LED Housing

4" remodel dedicated LED housing. Compatible with 4" 0-10V LED inserts and 0-10V Koto™ Modules.



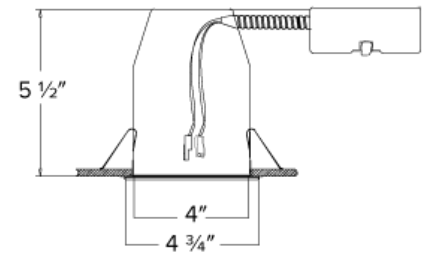
Features

- Wired for 0-10V Dimming
- Single wall IC Airtight rated for Direct Contact with Insulation
- 120/277V Input
- Meets restricted air flow requirements (per ASTM E-283)
- UL Listed for direct contact with Insulation
- UL Listed for Damp Locations
- UL Listed for Wet Location with Wet Location Rated Inserts
- UL Listed for Feed Through
- CA Title 24 Compliant

Specifications

Voltage	120/277V
Dimmable	0-10V/Triac/ELV
Wet Location	Listed
Damp Location	Listed

Dimensions



Technical Details

Installation: Designed for ceiling plenums where 2x6 joists or taller joists are used. Maximum hole cutout is 4 1/4". Suitable for T-grid and drop ceiling applications. See installation sheet for detailed information.

Electrical: Input Voltage: 120/277V. Inherently protected.

Dimmability: Dimmability based on lamp.

Lamp: Designed for use with ELCO 4" 0-10V LED inserts and 0-10V Koto™ Module

Listings:

- UL Listed for Damp Location.
- UL Listed for Wet Location with select trims.
- UL Listed for Feed Through.
- UL Listed for Direct Contact with Insulation and Combustible Material.
- Airtight per ASTM E-283.
- Install a JA8-2016-E lamp/luminaire for Title 24 Compliance.

Warranty: ELCO Lighting warrants products will be free from defects in materials and workmanship for a period of 3 years.

Product Numbers

Item	Description	Voltage	Dimming
EL490RICDXA	4" Remodel	120/277V	0-10V/Triac/ELV

Compatible Products



For use with Dedicated 4" IC LED Housings

4" Ply™ 0-10V Dimmable, 120/277V LED Inserts



Round Insert

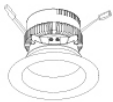
EL495

Finishes:

(DW, DHW, DCW)

PRODUCT NUMBER BUILDER

4" 120/277V LED Inserts	Color Temperature	Finish
EL495	30 3000K (800 lm) 35 3500K (850 lm) 40 4000K (900 lm)	DW All White DHW Haze w/White Ring DCW Chrome w/White Ring





Round Insert with 5-CCT and 3-Lumen Switch

EL475CT5DW

All White

CAT NO.	COLOR TEMPERATURE	LUMENS
EL475CT5DW	5-CCT Switch 2700K, 3000K, 3500K, 4000K, 5000K	3-Lumen Switch 850 lm, 1000 lm, 1500 lm

4" Ply™ 0-10V Dimmable, 120/277V Adjustable LED Inserts



Round Adjustable Gimbal

EL414

Finishes:

(DXW, DXB)



Round Adjustable Insert

EL497

Finishes:

(DXW, DXB, DXBZ DXN)



Square Adjustable Insert

EL447

Finishes:

(DXW, DXB, DXBZ DXN)



ACCESSORIES

Interchangeable Lens
(For EL497 & EL447 Series only)

EP710C 20° Beam
EP712C 60° Beam

PRODUCT NUMBER BUILDER

4" 120/277V Adjustable LED Inserts	Style	Color Temperature	Finish
EL4	14 Adjustable Gimbal 97 Round Adjustable 47 Square Adjustable	27D 2700K 30D 3000K	DXW All White DXB All Black DXBZ All Bronze DXBN All Nickel