

# 3" Knife Edge Wood Ceiling Trim

With Mounting Clips for use with Round Flush Mount Koto Trim Adaptor



## Features

- Compatible with 3" Trimless Smooth Reflector (ELK315). Sold Separately
- 3" Die-Cast Round Adaptor with Mounting Clips.
- Compatible with ceilings up to 2" thick
- 3 7/8" O.D.
- Lamp: Koto™ LED Module.

## Technical Details

**Construction:** Diecast aluminum with a powder-coated finish.

**Installation:** For use with 3" Trimless Smooth Reflector (ELK315W). Sold separately. Compatible with ceilings up to 2" thick. Remove collar from housing before installing.

**Lamp:** Koto™ LED Module only.

## Options

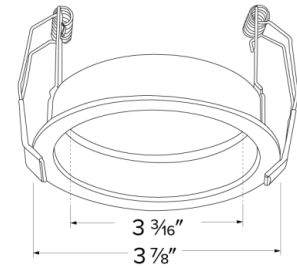


White



Black

## Dimensions



## Product Numbers

Item	Finish
EL3WCRW	All White
EL3WCRB	All Black

## Product Number Builder Example: EL3WCRW

3" Knife Edge Wood Ceiling Trim

Color Finish

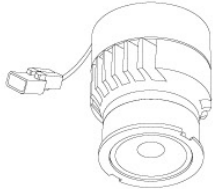
**EL3WCR**

- W** All White
- B** All Black

# Compatible Products

For use with 3" Koto™ Twist-&-Lock Trimless

## Koto™ LED Module



**Koto™ LED Module**  
ELK07, ELK09, & ELK11

PRODUCT NUMBER BUILDER					
Koto™ LED Module	Lumens	Color Temperature	Beam Angle		
ELK					
07	750 lm	27 2700K	(blank) 38° lens (Standard)		
09	950 lm	30 3000K	-S 18° lens		
11	1150 lm	35 3500K	-N 25° lens		
		40 4000K	-W 60° lens		
		SD Sunset Dimming (For ELK09 & ELK11)	-FC 18° - 50° Adjustable (ELK07 Only)		

### ACCESSORIES



**Lens**

- EP731C 18° Lens
  - EP732C 25° Lens
  - EP733C 38° Lens
  - EP734C 60° Lens
- EP732C, EP733C, EP734C Included



**Snoot**

- L50W White
- L50B Black



**Secondary Optics**

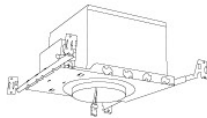
- L45 Hex Louver
- L46 Linear Lens
- L47 Spread Louver
- L49 Frosted Lens
- L51 Color Shifter

**Koto™ LED Module with 5-CCT Switch**

**Product Number**

ELK08CT5	825 lm
ELK10CT5	1000 lm

## 3" Koto™ Dedicated LED ICA Housings



3" ICA Maximum Adjustability Housing  
**New Construction**

CAT NO.	SPECIFICATIONS
EL386ICA	Maximum Adjustability

## 3" Pex™ Trimless

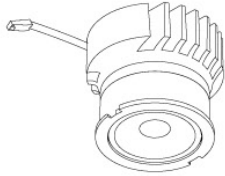


**Adjustable Trimless Reflector**  
ELK315  
Finishes:  
(W, B, H)

# Compatible Products

For use with 3" Koto™ Twist-&-Lock Trimless

## Koto™ Architectural LED Light Engine



**Koto™ LED Light Engine**  
ELK19 - ELK21

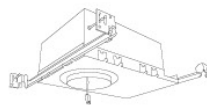
PRODUCT NUMBER BUILDER			
Koto™ LED Light Engine	Lumens	Color Temperature	Beam Angle
<b>ELK</b>			
<b>19</b>	750 - 850 lm	<b>27D</b> 2700K	<b>(blank)</b> 38° lens (Standard)
<b>21</b>	1100 - 1500lm	<b>30D</b> 3000K	<b>-S</b> 18° lens
		<b>35D</b> 3500K	<b>-N</b> 25° lens
		<b>40D</b> 4000K	<b>-W</b> 60° lens
		<b>SD</b> Sunset Dimming (ELK19 Only)	<b>-FC</b> 18° - 50° Adjustable (ELK21 Only)

ACCESSORIES	
	<b>Lens</b>
	<b>Snoot</b>
<b>EP731C</b>	18° Lens
<b>EP732C</b>	25° Lens
<b>EP733C</b>	38° Lens
<b>EP734C</b>	60° Lens
<small>*EP732C, EP733C, EP734C Included</small>	
	<b>Secondary Optics</b>
<b>L45</b>	Hex Louver
<b>L46</b>	Linear Lens
<b>L47</b>	Spread Louver
<b>L49</b>	Frosted Lens
<b>L51</b>	Color Shifter

## 3" Koto™ Architectural Recessed Housings



3" High Lumen Maximum Adjustability ICA Housing  
1500 lm (18.9W) w/ELK21 Series Module  
Not for use with ELK19 Series Module  
**New Construction**



3" Shallow Maximum Adjustability ICA Housing  
850 lm (14.7W) w/ELK19 Series Module  
1100 lm (14.7W) w/ELK21 Series Module  
**New Construction**

CAT NO.	SPECIFICATIONS
E3LK53ICA	15.7W - 120V - Triac/ELV
E3LK54ICAD	15.7W - 120/277V 0-10V/Triac/ELV
E3LK85ICAD	18.9W - 120/277V 0-10V/Triac/ELV

CAT NO.	SPECIFICATIONS
E3LK76ICA	120V - Triac/ELV
E3LK77ICAD	120/277V - 0-10V/Triac/ELV

## 3" Pex™ Trimless



**Adjustable Trimless Reflector**  
**ELK315**  
Finishes:  
**(W, B, H)**