

3" Square Flush Mount Trim Adaptor

For 3" Pex™ Square Trims



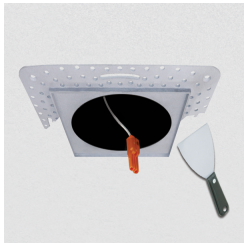
Features

- 3" Square extra thin spackle frame for easy mounting.
- Designed to seamlessly flush trims to ceiling.
- Compatible 3" Pex™ Square trims: **ELK3318, ELK3329, ELK3322, ELK3327, ELK3341, ELK3393** Series Only.

Technical Details

Construction: Extra thin spackle frame.

Installation: Easy mudding.

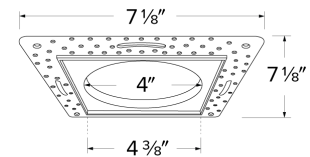


Compatible Trims: Compatible with 3" Pex Trims.

Lamp: Koto™ LED Module.

Options

Dimensions



Product Numbers

Item	Description
EL3FMS	3" Square Flush Mount Trim Adapter

Compatible Products

For use with 3" Pex™ Square Flush Mount Trim Adaptor

Koto™ LED Module



Koto™ LED Module
ELK07 - ELK09

PRODUCT NUMBER BUILDER			
Koto™ LED Module	Lumens	Color Temperature	Beam Angle
ELK			
07	750 lm	27 2700K	(blank) 38° lens (Standard)
09	950 lm	30 3000K	-S 18° lens
		35 3500K	-N 25° lens
		40 4000K	-W 60° lens
		SD Sunset Dimming (ELK09 Only)	

ACCESSORIES	
	Lens
	Reflectors
EP731C	18° Lens
EP732C	25° Lens
EP733C	38° Lens
EP734C	60° Lens
<small>*EP732C, EP733C, EP734C Included</small>	
	Secondary Optics
L45	Hex Louver
L46	Linear Louver
L47	Spread Louver

3" Koto™ Dedicated LED ICA Housings



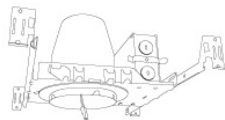
2-Hour Fire Rated 3" ICA Housing
New Construction

CAT NO.	SPECIFICATIONS
EL39FICA	7 1/2" Height - Sound Rated



3" ICA Maximum Adjustability Housing
New Construction

CAT NO.	SPECIFICATIONS
EL386ICA	Maximum Adjustability



3" ICA Housing
New Construction

CAT NO.	SPECIFICATIONS
EL390ICA	
EL390ICA-EM5	Emergency Battery Back-up (90 minutes)



3" ICA Housing
Remodel

CAT NO.	SPECIFICATIONS
EL390RICA	

Compatible Products

For use with 3" Pex™ Square Flush Mount Trim Adaptor

Koto™ Architectural LED Light Engine



Koto™ LED Light Engine
ELK19 - ELK21

PRODUCT NUMBER BUILDER			
Koto™ LED Light Engine	Lumens	Color Temperature	Beam Angle
ELK			
19	750 - 850 lm	27D 2700K	(blank) 38° lens (Standard)
21	1100 - 1500 lm	30D 3000K	-S 18° lens
		35D 3500K	-N 25° lens
		40D 4000K	-W 60° lens
		SD Sunset Dimming (ELK19 Only)	

ACCESSORIES




Lens

- EP731C 18° Lens
- EP732C 25° Lens
- EP733C 38° Lens
- EP734C 60° Lens

EP732C, EP733C, EP734C Included

Reflectors

- EP735C 15°
- EP736C 25°
- EP737C 38°
- EP738C 60°



Secondary Optics

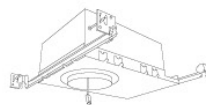
- L45 Hex Louver
- L46 Linear Louver
- L47 Spread Louver

3" Koto™ Architectural Recessed Housings



3" High Lumen Maximum Adjustability ICA Housing
1500 lm (18.9W) w/ELK21 Series Module
Not for use with ELK19 Series Module
New Construction

CAT NO.	SPECIFICATIONS
E3LK85ICAD	120/277V - 0-10V/Triac/ELV



3" Shallow Maximum Adjustability ICA Housing
850 lm (14.7W) w/ELK19 Series Module
1100 lm (14.7W) w/ELK21 Series Module
New Construction

CAT NO.	SPECIFICATIONS
E3LK76ICA	120V - Triac/ELV
E3LK77ICAD	120/277V - 0-10V/Triac/ELV



3" Standard ICA Housing
750 lm (10.5W) w/ELK19 Series Module
950 lm (10.5W) w/ELK21 Series Module
New Construction

CAT NO.	SPECIFICATIONS
E3LK65ICA	120V - Triac/ELV
E3LK65ICA-EM1	Emergency Battery Back-Up
E3LK66ICAD	120/277V - 0-10V/Triac/ELV
E3LK66ICAD-EM1	Emergency Battery Back-Up



3" Standard ICA Housing
750 lm (10.5W) w/ELK19 Series Module
950 lm (10.5W) w/ELK21 Series Module
Remodel

CAT NO.	SPECIFICATIONS
E3LK65RICA	120V - Triac/ELV



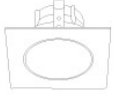
2-Hour Fire Rated 3" ICA Housing
750 lm (10.5W) w/ELK19 Series Module
950 lm (10.5W) w/ELK21 Series Module
New Construction

CAT NO.	SPECIFICATIONS
ELK72FICA	120V - Triac/ELV
ELK73FICAD	120/277V - 0-10V/Triac/ELV

Compatible Products

For use with 3" Pex™ Square Flush Mount Trim Adaptor

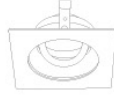
3" Pex™ Twist-&-Lock Trims



Square Deep Reflector

ELK3318

Finishes:
(W, BB, BZ, B, C, H)



Square Adjustable Gimbal

ELK3329

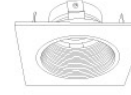
Finishes:
(W, BB, BZ, B, C, H)



Square Adjustable Pinhole

ELK3327

Finishes:
(B, BB, BZ)



Square Adjustable Baffle

ELK3393

Finishes:
(W)



Square Adj. Wall Wash

ELK3322

Finishes:
(W)



Square Reflector

ELK3341

Finishes:
(W, B, BB, BZ)



Recommended to be
used with Maximum
Adjustability Housing