

3" Tunable White Koto™ IC Airtight Housing

120/277V AC/50-60Hz. Must be used with Tunable White Koto™ LED Light Engines (ELK19TWD Series).



Features

- IC Airtight for direct contact with insulation.
- 120/277V AC/50-60Hz universal input voltage
- Smooth, flicker-free dimming and CCT tuning
- Dimmable to 0.1%, dim to dark
- E35KT10 (1000 lm, 14W) 4" Height
- E35KT12 (1250 lm, 18.3W) 5½" Height
- Control Modules Ordered Separately

Specifications

Wattage	14W - 18.3W
Lumens	1000 lm - 1250 lm
Voltage	120/277V AC
Dimmable	0-10V
Lamp Type	LED

Technical Details

Construction: Double Wall IC Rated for direct contact with insulation. For use in IC and Non-IC conditions. Up to 1100 lumens. Housing adjusts in frame to accommodate up to 1 1/2" ceiling thickness. Airtight housing with gasket to restrict airflow in accordance with ASTM E-283 air-tight requirements.

Installation: Designed for ceiling plenums where 2x6 joists or taller are used. High strength hanger bars can easily be nailed to joists. Suitable for T-grid and drop ceiling applications. See installation sheet for detailed information. For use with ELCO Tunable White Koto™ LED Light Engines (ELK19TWD Series)

Junction Box: Positioned to accommodate straight conduit runs. Two 3/4" knockouts, Seven 1/2" trade size conduit knockouts, One 3/8" knockout. Four Pry-out knockout slots for easy romex installation.

Hanger Bars: Pre Installed hanger bars with True Nail easy installation in regular lumber, engineered lumber, and Laminated Beams. Integral T-bar slots for easy installation in T-Bars. Spans up 24" and can be repositioned 90°. Score lines allow for tool-free hanger bar size reduction. Integral leveling flange allows for single-person installation while easily aligning the housings with the joists.

Electrical: Driver is rated for 120V and 277V input (120/277V). High Efficiency driver with a power factor > 0.95.

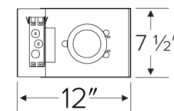
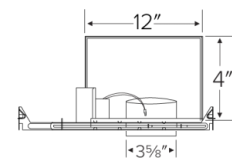
Driver Options:

- **Standard:** Integrated dual-channel 0-10V Dimming, no control module required
- **eldoLED:** Integrated dual channel 0-10V Dimming, no control module required
- **Control Ready:** For use with control module options, ethernet cables and connectors purchased separately
- **Lutron:** Integrated dual channel 0-10V Dimming, no control module required
- **AmbienTech:** Includes control module, compatible with AmbienTech ecosystem only

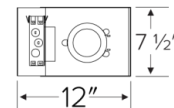
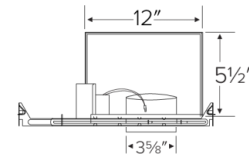
Dimmability: 3-in-1 dimming: Triac, ELV and 0-10V dimming in one driver. 0-10V dimming down to 5% with a compatible dimmer. Can be specified with Lutron drivers for 0.1% and 1% dimming. For a full list of dimmers refer to the Dimmer Compatibility List.

Listings: UL Listed for Damp Location and for Wet Location with select trims. UL Listed for Direct Contact with Insulation and Combustible Material. UL Listed for Feed Through.

E35KT10 Dimensions



E35KT12 Dimensions



Product Numbers

Item	Description	Lamp type	Lumens	Watts	Voltage	Dimming
E35KT10ICAD	IC Airtight Housing	LED	1000 lm	14W	120/277V AC	0-10V
E35KT12ICAD	IC Airtight Housing	LED	1250 lm	18.3W	120/277V AC	0-10V

Product Number Builder Example: **E35KT10ICAD**

3" Tunable White Koto™ IC Airtight Housing

E35KT

Lumens

10 1000 (14W)

12 1250 (18.3)

IC Rated

ICA IC Airtight Housing

Driver

D Standard

ED eldoLED

C Control Ready

L Lutron

A AmbienTech

Compatible Products

For use with Dedicated 2", 3" & 4" Koto Tunable White Housings



Control Modules Features

- Requires control ready housing
- Seamless device commissioning
- Rules setting and supervision
- Data gathering on usage, locations, users, time of day
- Automation based on users and sensors
- Firmware updates over the air
- Customizable and integration-ready APIs
- One Control Module can be connected to 1- 50 drivers

Wireless Control Modules for Tunable White Koto™



CASAMBI

ETW3CS

- iOS app and Android app interface options
- Predictive Maintenance
- Ecosystem with sensors and switches, lamps and luminaires



Technology Partner
SILVAIR

ETW3SL

- iOS app and web portal interface options
- Energy usage monitoring
- Ecosystem with sensors, switches



WIZ

ETW3WZ

- iOS app, Android app, and web portal interface options
- Predictive Maintenance
- Ecosystem with sensors and switches, lamps and luminaires



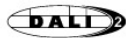
WISILICA

ETW3WS

- iOS app, Android app, and web portal interface options
- Energy usage monitoring
- Predictive Maintenance
- Ecosystem with sensors, switches, gateways

Wired Control Protocol for Tunable White Koto™

**Wired control devices required*



ETW3DL

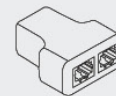
- DALI-2 DT8 certified
- Two-channel control of color temperature and intensity
- Commission and manage lighting fixtures via DALI2 DT8 certified controller



ETW310V

- 0-10V Control Module is compatible with industry standard 0-10V, 1-10V current sourcing or current sinking wired control devices. The Control Module provides for two-channel control of color temperature and intensity

Optional 1:2 Splitter



- Up to 50 drivers can be connected to a single control module in a single line daisy chain configuration (All drivers are hard wired into a single group, controlled by a single control module)
- Provides additional flexibility with the electrical connection architecture

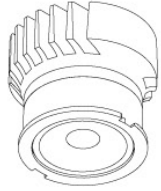
Requires Control Ready Housing Option. One Control module can control 1 - 50 housings

*Control Modules Order Separately

Compatible Products

For use with Dedicated 3" Tunable White Koto™ IC LED Housings

Koto™ LED Module



Tunable White
Koto™ LED Module
ELK19

PRODUCT NUMBER BUILDER		
Koto™ LED Module	Color Temperature	Beam Angle
ELK19		
TWD	2700K - 5000K	(blank) 38° lens (Standard)
T41D	1800K - 4000K	-S 18° lens
T62D	2700K - 6500K	-N 25° lens
		-W 60° lens

ACCESSORIES



Lens

- EP731C 18° Lens
- EP732C 25° Lens
- EP733C 38° Lens
- EP734C 60° Lens

EP732C, EP733C, EP734C Included



Snoot

- L50W White
- L50B Black



Secondary Optics

- L45 Hex Louver
- L46 Linear Lens
- L47 Spread Louver
- L49 Frosted Lens
- L51 Color Shifter

3" Pex™ Twist-On Trims



Deep Reflector

ELK3618
Finishes:
(W, BB, BZ, B, C, H)



Adjustable Gimbal

ELK3629
Finishes:
(W, BB, BZ, B, C, H)



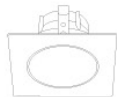
Adjustable Pinhole

ELK3627
Finishes:
(B, BB, BZ)



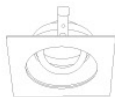
Adjustable Baffle

ELK3693
Finishes:
(W)



Sq. Deep Reflector

ELK3318
Finishes:
(W, BB, BZ, B, C, H)



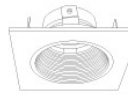
Sq. Adjustable Gimbal

ELK3329
Finishes:
(W, BB, BZ, B, C, H)



Sq. Adjustable Pinhole

ELK3327
Finishes:
(B, BB, BZ)



Sq. Adjustable Baffle

ELK3393
Finishes:
(W)



Square Reflector

ELK3341
Finishes:
(W, B, BB, BZ)

*Finishes: **W** - All White, **BB** - All Black, **BZ** - All Bronze, **B** - Black Reflector w/White Ring, **C** - Chrome Reflector w/White Ring, **H** - Haze Reflector w/White Ring

Compatible Products

For use with Dedicated 3" Tunable White Koto™ IC LED Housings

3" Pex™ Trimless



Spackle Frame
EL3SFR



Adjustable Trimless Reflector
ELK315
Finishes:
(W, B, H)

3" Knife Edge Wood Ceiling Trim • For use with ELK315



Round Adaptor with Mounting Clips
EL3WCR
Finishes:
(W, B)

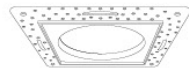


Adjustable Trimless Reflector
ELK315
Finishes:
(W, B, H)

3" Flush Mount Trim Adaptors • For use with ELK36 & ELK33 Trims

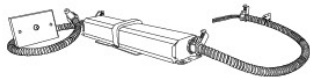


Round Flush Mount
EL3FMR



Square Flush Mount
EL3FMS

3" Accessories



Emergency Battery Backup



Fire Cover



Fire Enclosure



Mica Fire Tape

CAT NO.	SPECIFICATIONS
KEM-LD5	8W, 120/277V

* Requires access from above

CAT NO.	SPECIFICATIONS
FIRECVR	9 3/4" H x 17" O.D.

CAT NO.	SPECIFICATIONS
FIREENCL	20 3/8" L x 14 3/8" W
FIREENCL-S	Shallow, 16" L x 14 3/8" W

CAT NO.	SPECIFICATIONS
FIRETAPE	3/4" W x 16' L