

LSP-20 RGB

2.2W INDOOR COLOR CHANGING LED STRIP

Project _____
Location _____
Quote/ Ref # _____

LSP-20 RGB is a color-changing flexible LED strip that provides a full spectrum of color options using red, green and blue LED technology. The countless color mixing possibilities make RGB LEDs a diverse choice for even the most critical in lighting solutions and applications. It can be easily installed onto most surfaces with its double sided mounting tapes.



SPECIFICATIONS

INPUT VOLTAGE	12V 24V DC
POWER CONSUMPTION	2.2W
LUMEN OUTPUT	82 Lm/ Ft.
COLOR TEMPERATURE	RGB
DIMMING	Through RGBW Controller
MAXIMUM RUN LENGTH	20FT (12V) 30FT (24V)
CUTTABLE	Every 4" (12V) every 8" (24V)
OPERATING TEMPERATURE	5°C (41°F) to 70°C (158°F)
AMBIENT TEMPERATURE	-20°C (4°F) to 40°C (108°F)
BEAM ANGLE	120°
IP RATING	IP54 Indoor rated
CERTIFICATIONS	UL Listed
LUMEN MAINTENANCE	50,000 Hrs.

FEATURES

- Available in 12V and 24V
- 2.2W
- Full range RGB
- Continuous run up to 20 FT (12V)
- Continuous run up to 30 FT (24V)
- California TITLE 24 JA8 compliant
- Field cuttable
- Suitable for accent or ambient lighting
- Superior Color Rendering Index
- Approved for closet / storage space installation
- per NEC 410.16(A)(3) and 410.16(C)(5) per NEC 410.16(A)(3) and 410.16(C)(5)



MODEL	COLOR TEMP	LENGTH	VOLTAGE	PROFILE
LSP20	RGB RGB	16 16.4 Ft.	12 12V	See Page 2 for compatible profiles.
		100 100 Ft.	24 24V DC	
		1XX Per Ft.		

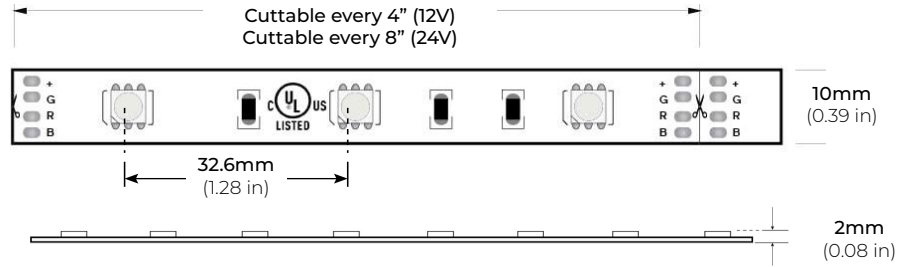
*1 = Custom length per FT.
(12V cuttable every 4")
(24V cuttable every 8")

* Custom color finishes require powder coating. Allow 7 days leads time.

LSP-20 RGB

2.2W INDOOR COLOR CHANGING LED STRIP

DIMENSIONS

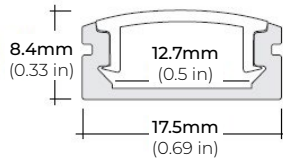


COMPATIBLE ALUMINUM PROFILES

SURFACE PROFILES

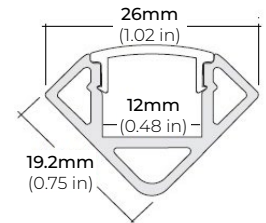
ALU-SF

LENGTHS 39" | 78" | 84" | 98"
LENS Clear, Frosted
FINISH Black | Silver



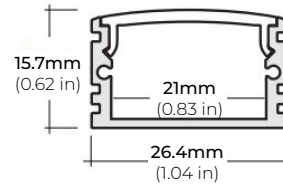
ALU-CN (CORNER)

LENGTHS 39" | 78" | 84" | 96"
LENS Clear, Frosted
FINISH Black | Silver



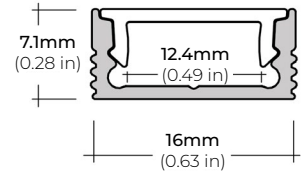
ALU-DS100

LENGTHS 39" | 78" | 84"
LENS Clear, Frosted
FINISH Silver



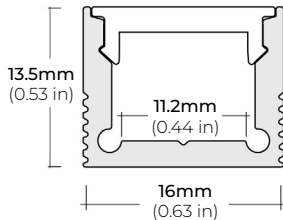
ALP-20

LENGTHS 49.25" | 84" | 98.5"
LENS Frosted
FINISH White | Black | Silver



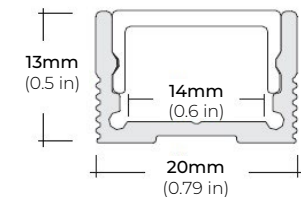
ALP-60

LENGTHS 49.25" | 84" | 98.5"
LENS Frosted
FINISH White | Black | Silver



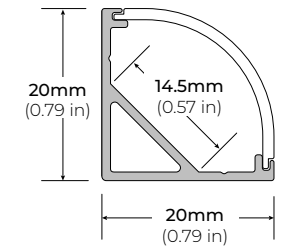
ALP-70

LENGTHS 49" | 84" | 98"
LENS Frosted
FINISH White | Black | Silver



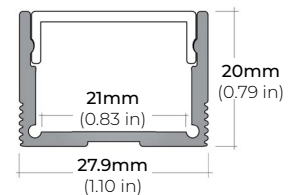
ALP-75C (CORNER)

LENGTHS 49" | 84" | 98"
LENS Frosted
FINISH Black | Silver



ALP-130

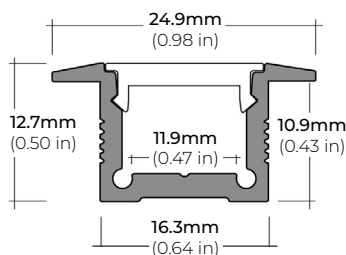
LENGTHS 49.25" | 84" | 98.5"
LENS Frosted
FINISH Black | Silver



RECESSED PROFILES

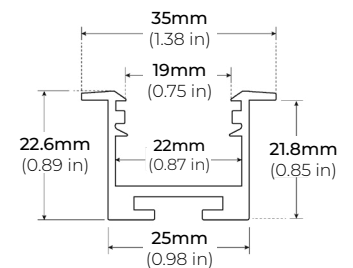
ALP-60R

LENGTHS 49" | 84" | 98"
LENS Frosted
FINISH White | Black | Silver



ALP-102R

LENGTHS 49" | 98"
LENS Frosted, Black, Asymmetric, Double Asymmetric
FINISH Silver



* For more compatible profiles, visit corelightingusa.com

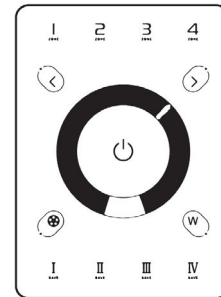
LSP-20 RGB

2.2W INDOOR COLOR CHANGING LED STRIP

DMX CONTROLLERS

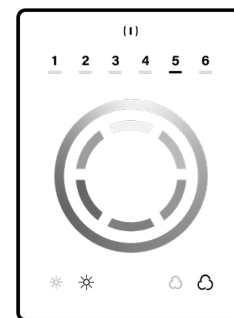
RGB CT600 MULTI-FUNCTION RGBW WALL CONTROLLER

INPUT VOLTAGE	5V DC, 1A
OUTPUT SIGNAL	RF 2.4GHZ + DMX512
CONTROL	4 ZONES
COLOR OPTIONS	Black/ White
WORKING TEMP	-20°C ~ 40°C
DIMENSIONS	LxWxH (5.19"x7.08"x1.38")




RGB-SCW4 WiFi DMX WALL CONTROLLER

INPUT VOLTAGE	5 - 10V DC, 06A
OUTPUT SIGNAL	DMX512 (x2)
PROGRAMMABILITY	PC/ MAC
COLOR OPTIONS	Black/ White
CONNECTIONS	USB/ 8dry contact ports/ Open drain output (for relay)
MEMORY	Built-In Flash
WORKING TEMP	-10°C ~ 45°C
DIMENSIONS	LxWxH (5.75"x4.17"x0.43")



RGB-SDE3 WiFi DMX WALL CONTROLLER

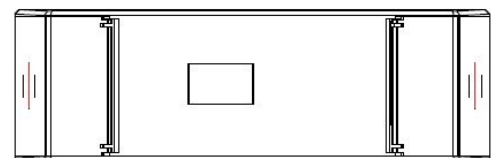
INPUT VOLTAGE	6V DC, 0.6A
OUTPUT SIGNAL	DMX512 (x2)
PROGRAMMABILITY	PC/ MAC/ Tablet/ Smartphone
COLOR OPTIONS	Black/ White
CONNECTIONS	USB/ Ethernet/ RS232/ CLock/ 8dry contact ports/ 5V output relay
MEMORY	MicroSD Card
WORKING TEMP	-20°C ~ 40°C
DIMENSIONS	LxWxH (5.75"x4.17"x0.43")



DMX DECODERS

RGB-DMX-4C-RJ45 4-CHANNEL DMX DECODER

INPUT VOLTAGE	12V-24V DC
OUTPUT CURRENT	5A X 4CH
OUTPUT WATTAGE	60W(12V), 120W(24V)
OUTPUT CHANNELS	4
DIMENSIONS	LxWxH (7"x1.77"x0.75")



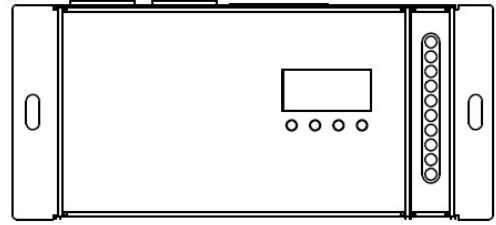
LSP-20 RGB

2.2W INDOOR COLOR CHANGING LED STRIP

DMX DECODERS

RGB-DMX-5C-XLR 5-CHANNEL DMX DECODER

INPUT VOLTAGE	12V-24V DC
OUTPUT CURRENT	8A X 5CH
OUTPUT WATTAGE	5 x (96W ~ 192W)
OUTPUT CHANNELS	5
DIMENSIONS	LxWxH (6.45"x2.87"x1.5")




BASIC CONTROLLERS

RGB-CT550 RGBW WIRELESS RECEIVER / CONTROLLER SYSTEM

REMOTE DISTANCE	100 Ft. (Line of Sight)
FREQUENCY	2.4 GHz
DIMENSIONS	LxWxH (6.38"x1.65"x0.59")
WEIGHT	0.44lbs.

INPUT VOLTAGE	DC5V ~ DC24V
POWER CAPACITY	100W (5V) 240W (12V) 480W (24V)
OUTPUT CURRENT	5A per Channel (20A Total)
WORKING TEMP	-30°C~55°C (-22°F~131°F)
DIMENSIONS	LxWxH (6.89"x1.73"x1.18")




* RGB-CT500-RX (Sold Separately)

* RGB-CT500-RX
(Sold Separately)

RGB-CT700 MASTER RGBW WIFI CONTROLLER

INPUT VOLTAGE	12-24V DC
OUTPUT TYPE	Constant Voltage
POWER CAPACITY	288W (12V) 384W (24V)
OUTPUT CURRENT	5A per Channel (20A Total)
WORKING TEMP	-4°F (-20°C) ~ 122°F (50°C)
DIMENSIONS	LxWxH (7 x1.8 x 0.8")



* Paired with RGB-CT705ZR (Sold Separately)

RGB-CT705ZR SLAVE RGBW WIFI CONTROLLER

INPUT VOLTAGE	12-24V DC
OUTPUT TYPE	Constant Voltage
POWER CAPACITY	288W (12V) 384W (24V)
OUTPUT CURRENT	5A per Channel (20A Total)
WORKING TEMP	-4°F (-20°C) ~ 122°F (50°C)
DIMENSIONS	LxWxH (7 x0.63 x 0.71")



* Paired with RGB-CT700 (Sold Separately)

LSP-20 RGB

2.2W INDOOR COLOR CHANGING LED STRIP

BASIC CONTROLLERS

RGB-CT840
BLUETOOTH TOUCH PANEL WALL CONTROLLER

INPUT VOLTAGE 12-24V DC
ZONES 4
CONTROL MODE RGB | RGBW
WIRELESS PROTOCOL Bluetooth 5.0 SIG Mesh
WORKING TEMP -20°C ~ 55°C
DIMENSIONS LxWxH (4.7"x3"x1.2")

** Paired with RGB-CT800-RC (Sold Separately)*



COMPATIBLE BASIC RECEIVERS

RGB-CT800-RC
BLUETOOTH CONSTANT VOLTAGE LED RECEIVER

INPUT VOLTAGE 12V | 24V
OUTPUT CURRENT 4Ax5CH / 5Ax4CH (20A Max)
POWER CAPACITY 240W (12V) | 480W (24V)
PROGRAMMABILITY iOS and Android
WORKING TEMP -20°C ~ 55°C
DIMENSIONS LxWxH (6.9x1.7x1.2")

** Paired with RGB-CT840 (Sold Separately)*



COMPATIBLE NON-DIMMING DRIVERS

PSHK SERIES
NON-DIMMING CONSTANT VOLTAGE WITH JUNCTION BOX

PSHK-30W-24V	CLASS 2	6.5" X 3.6" X 1.02"
PSHK-60W-24V	CLASS 2	7.4" X 3.62" X 1.02"
PSHK-96W-24V	CLASS 2	8.66" X 3.66" X 1.61"
PSHK-150W-24V		10.24" X 4.06" X 1.81"
PSHK-200W-24V		10.24" X 4.06" X 1.81"
PSHK-288W-24V	CLASS 2	11.85" X 4.25" X 1.82"
PSHK-300W-24V		10.24" X 4.25" X 1.81"

