

KT-FLED140PSHV-R2X-UNV-8CSB-VDIM

HIGH POWER FLOODLIGHT

DESCRIPTION

High Power Floodlight | Power Select | Color Select | 277-480V | 80 CRI | Bronze Housing

APPLICATION

Ground, pole, or building mount applications (parking lots, auto dealerships, building facades, signs, recreational venues, general area lighting)




PRODUCT FEATURES

- Keystone Power Select technology (140/100W)
- Keystone Color Select technology (3000/4000/5000K)
- High power floodlight with innovative design based on established floodlight principles
- Die cast aluminum housing, with optional glare shield accessory (sold separately)
- Heavy duty, interchangeable slipfitter and trunnion mount options included
- Suitable for ground, pole, or building mount applications
- 3 pin twist lock photocell and shorting cap included with NEMA/ANSI C136.10 3 pin twist lock receptacle
- Precision-crafted optics lens with NEMA 7H x 6V, 6H x 6V, and 5H x 5V options available. See below chart for details.
- Keystone 0-10V dimming driver with 12V AUX power tap and 6kV surge protection
- Ambient operating temperature: -40°C/-40°F - 50°C/122°F
- UL and DLC listed, IP65 rated
- Power factor: > 0.95
- THD: < 20%
- LED chip lifetime: L70 > 100,000 hrs @ 25°C/77°F ambient fixture temperature
- Meets FCC Part 15, Part B, Class A standards for conducted and radiated emissions

PRODUCT SPECIFICATIONS

Catalog Number	Selectable Wattage	Selectable CCT	Lumen Output	Efficacy	Input Voltage	CRI	Dimming	Mounting	Dist Pattern	Photocell	Rated Life	Legacy Equivalent
KT-FLED140PSHV-R2B-UNV-8CSB-VDIM	140W	3000K	17500	125 lm/W	277 - 480V	>80	0-10V	Universal: 2 3/8" Slip Fitter or Trunnion	7H x 6V	Included	50,000 Hours	400W MH
KT-FLED140PSHV-R2C-UNV-8CSB-VDIM		4000K	20300	145 lm/W					6H x 6V			
KT-FLED140PSHV-R2D-UNV-8CSB-VDIM	100W	5000K	18900	135 lm/W								
		3000K	13500	135 lm/W					5H x 5V			
		4000K	15500	155 lm/W								
		5000K	14500	145 lm/W								

*Note: fixtures with 6H x 6V or 5H x 5V optics are assembled to order. Lead times may apply.

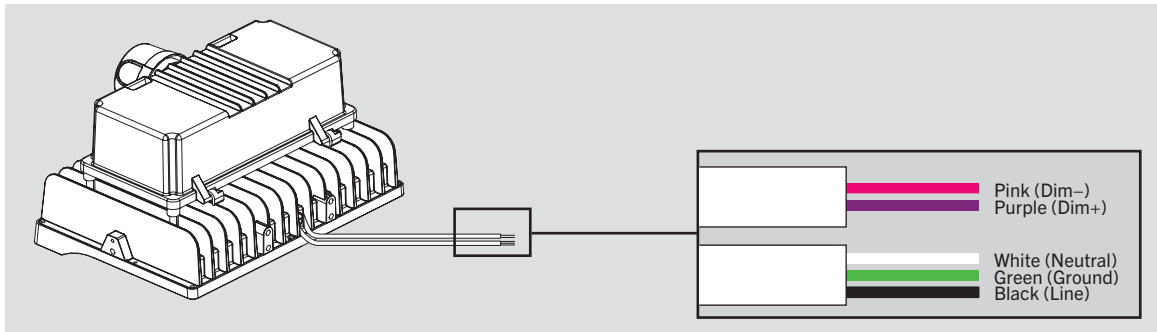
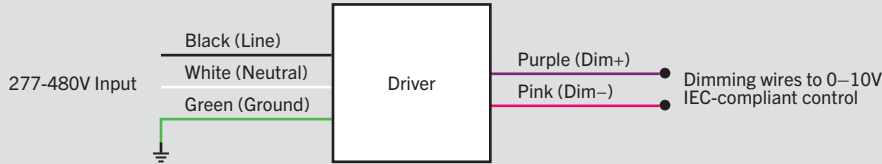


KT-FLED140PSHV-R2X-UNV-8CSB-VDIM

HIGH POWER FLOODLIGHT

WIRING DIAGRAM

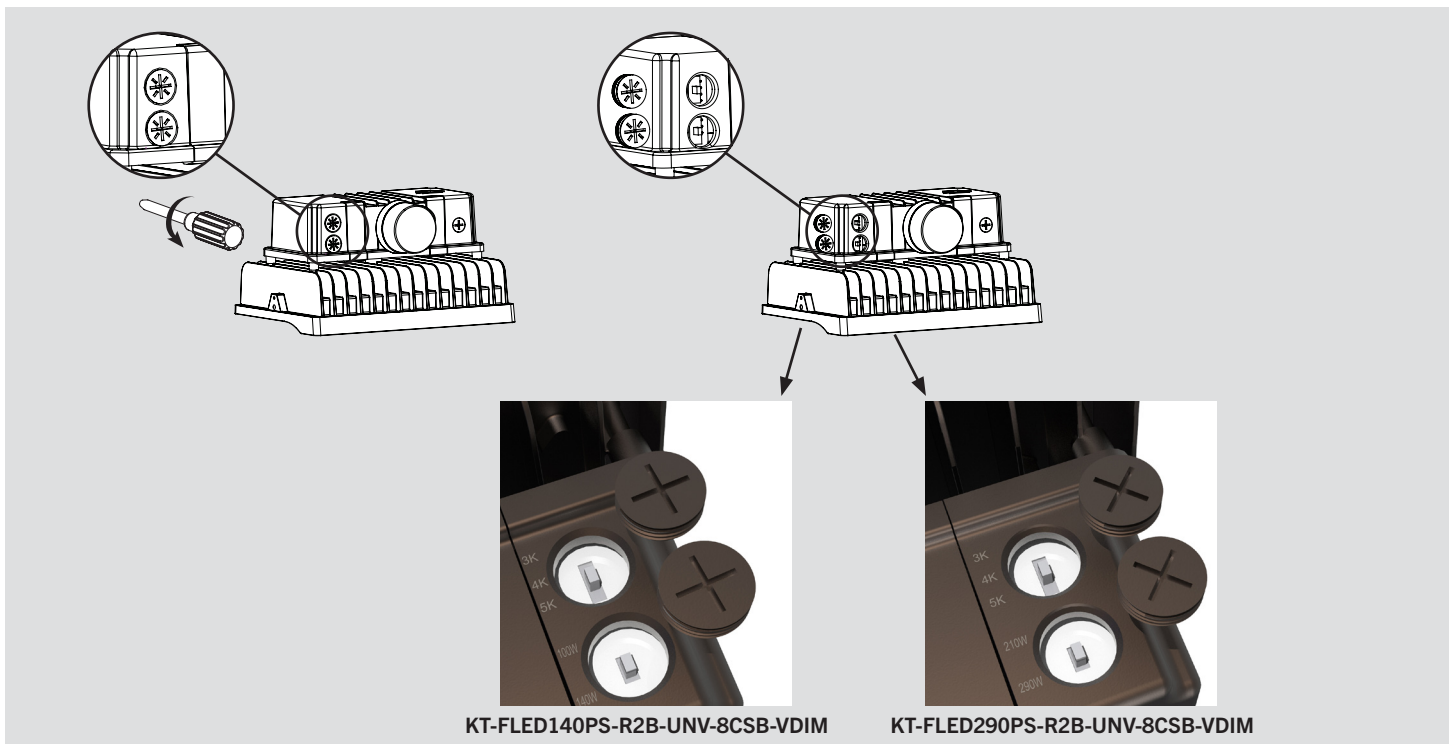
GENERAL WIRING DIAGRAM



POWER AND COLOR SELECT INSTRUCTIONS

This fixture is equipped with field-adjustable selectable wattage and selectable CCT technology.

1. Ensure power is off to the fixture.
2. Unscrew the gasketed caps from the back of the fixture as shown in the images below.
3. Adjust dip switches to desired settings.
4. Screw on gasketed caps.
5. Restore power to fixture.



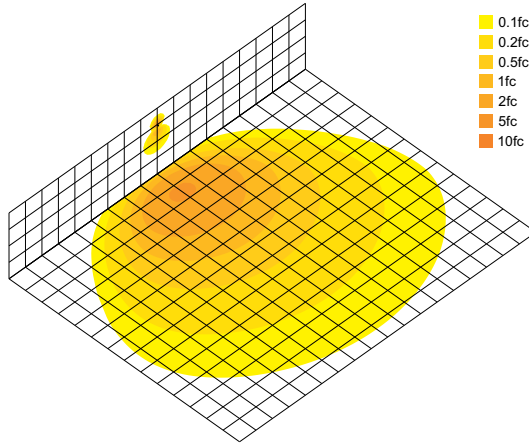


KT-FLED140PSHV-R2X-UNV-8CSB-VDIM

HIGH POWER FLOODLIGHT

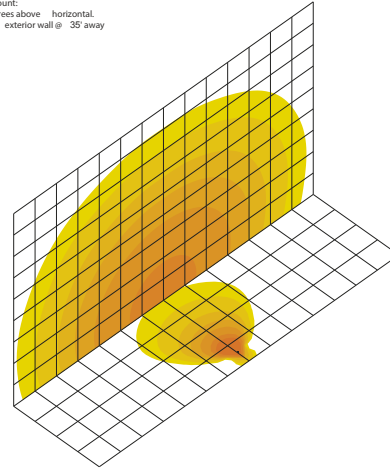
PHOTOMETRICS

140W 5000K Building Mount: Building exterior mounted at 30', 30 degrees below horizon



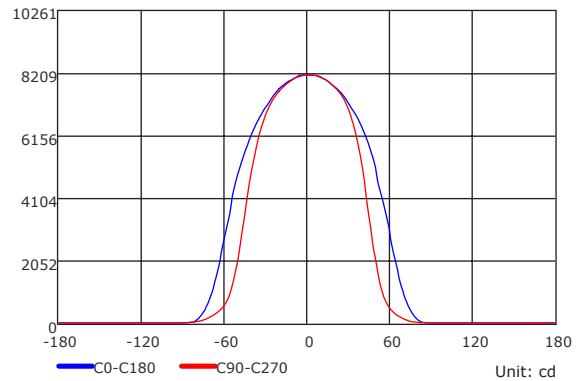
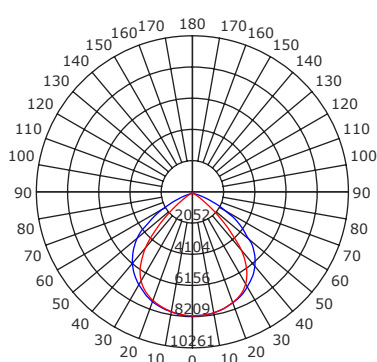
- 0.1fc
- 0.2fc
- 0.5fc
- 1fc
- 2fc
- 5fc
- 10fc

140W 5000K Ground Mount:
6' above ground, 10 degrees above horizontal,
Shining towards building exterior wall @ 35' away



- 0.1fc
- 0.2fc
- 0.5fc
- 1fc
- 2fc
- 5fc
- 10fc

Luminous Intensity Distribution Curve

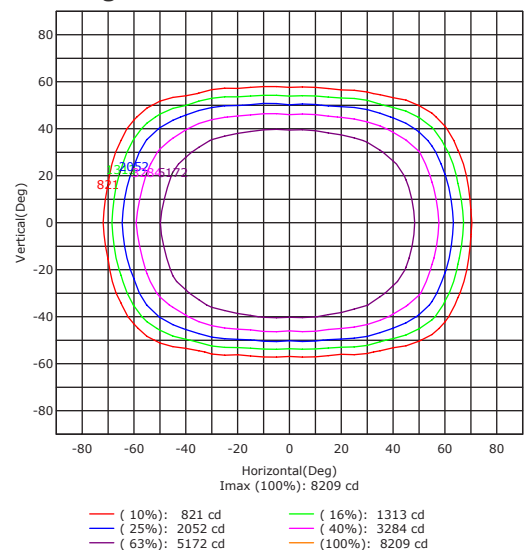



Illuminance at a Distance

Dist(m)	Enadir(lx)	Dh/Dv B(m)	S B(sq.m)	Eav B(lx)
1.0	8202.322	.82/1.90	4.4	1746.38
2.0	2050.585	.64/3.79	17.6	436.59
3.0	911.37	8.46/5.69	39.7	194.04
4.05	12.65	11.28/7.58	70.5	109.15
5.0	328.09	14.10/9.48	110.2	69.86
6.0	227.84	16.91/11.38	158.7	48.51
7.0	167.39	19.73/13.27	216.13	5.64
8.0	128.16	22.55/15.17	282.2	27.29
9.0	101.26	25.37/17.06	357.2	21.56
10.0	82.02	28.19/18.96	440.9	17.46

Dh Dv Beam Angle(B): H109.3 V86.9 Field Angle(F): H141.8 V113.4

Isocandela (Rectangle)





KT-FLED140PSHV-R2X-UNV-8CSB-VDIM





HIGH POWER FLOODLIGHT

EPA SPECIFICATIONS

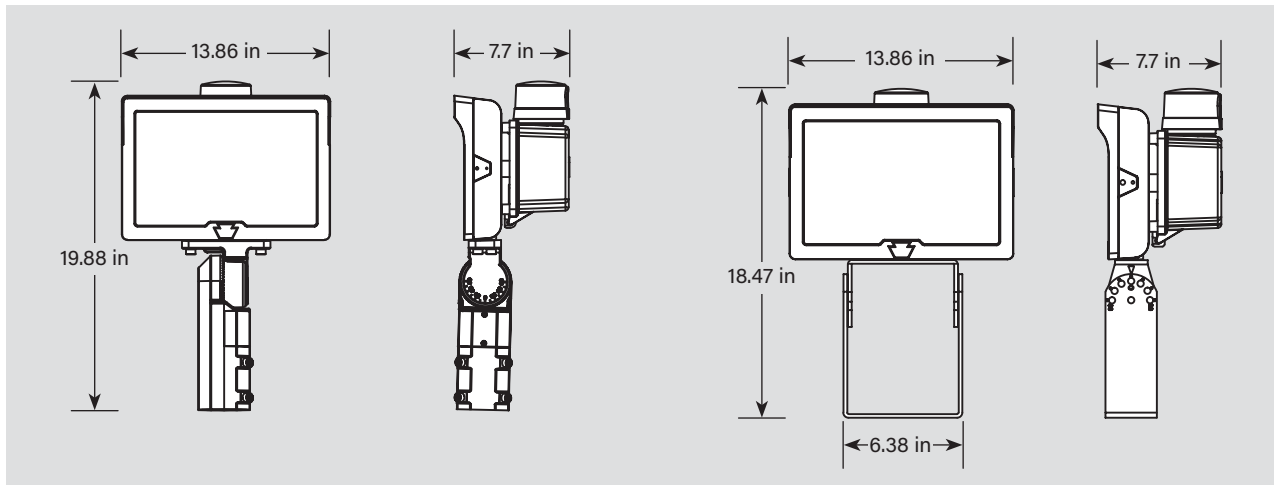
Small-Size Fixture Housing


- Conditions: Horizontal winds only for calculations. Worst case total projected area used for calculations.
- All drag coefficients are set as worst case 1.2.
- For details on exact EPA calculations and assumptions, please contact productsupport@keystonetech.com

EPA Calcs (1.2*ft^2 | View)

			Single Fixture	2 Fixtures at 90°	2 Fixtures at 180°
Mounting Application	Fixture Position	Housing Size			
Slip Fitter Mount 	45°	S (140W)	1.089 sq. ft.	1.778 sq. ft.	1.377 sq. ft.

PHYSICAL SPECIFICATIONS





KT-FLED140PSHV-R2X-UNV-8CSB-VDIM

HIGH POWER FLOODLIGHT

ORDERING INFORMATION

Catalog Number	Easy Code	UPC	DLC PRODUCT ID
KT-FLED140PSHV-R2B-UNV-8CSB-VDIM	OZC-04	843654138640	P4A12DDM
KT-FLED140PSHV-R2C-UNV-8CSB-VDIM	BGQ-26	843654145570	P2CU5YUZ
KT-FLED140PSHV-R2D-UNV-8CSB-VDIM	PDF-24	843654145600	P15DFLO7

ACCESSORIES (INCLUDED)

Catalog Number	Description	Color
KT-TLP-HV-3PN	NEMA-Type 3-Pin Photocell; 277-480V; 1800VA max	Yellow



ACCESSORIES (SOLD SEPARATELY)

Catalog Number	Description
KT-FLED-GS-R2-1-KIT	Glare shield for 140W Fixture



CATALOG NUMBER BREAKDOWN

KT-FLED140PSHV-R2X-UNV-8CSB-VDIM

1
2
3
4
5
6
7
8
9
10
11
12
13

- 1 Keystone Technologies
- 2 Floodlight LED
- 3 Max Wattage
- 4 Power Select
- 5 High Voltage
- 6 Shape
- 7 Style
- 8 Distribution
- 9 Mounting
- 10 80 CRI
- 11 Color Select
- 12 Color Select Designation
- 13 0-10V Dimming

6 Shape

R	Rectangular
---	-------------

7 Style

2	Series 2
---	----------

8 Distribution

B	NEMA 7H x 6V Beam Spread
C	NEMA 6H x 6V Beam Spread
D	NEMA 5H x 5V Beam Spread

9 Mounting

UNV	Universal
-----	-----------

12 Color Select Designation

B	3000/4000/5000K
---	-----------------