

KT-EX-STCH1-WH1RL-SU

EXIT SIGN

DESCRIPTION

LED Exit Sign | Single Facing | Chicago Compliant |
White Finish | Red Lettering | Surface Mount |
Battery Backup | Built-in Test Switch | 120-277V Input

APPLICATION

UL 924 Compliant Exit Sign with Built-in Red Lettering,
Chicago Code Compliant. Provides 90 Minutes of
Emergency Power.



PRODUCT FEATURES

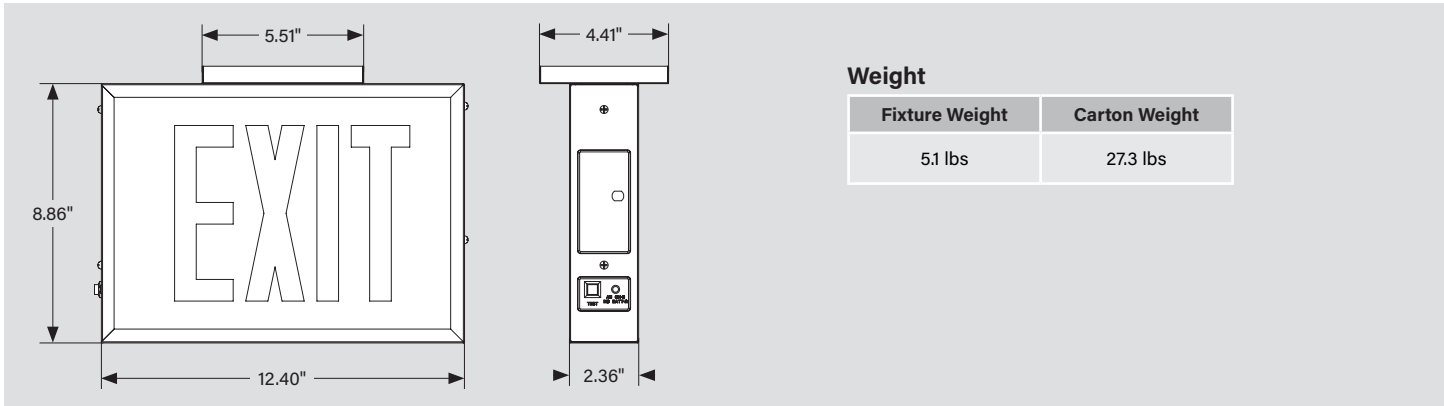
- Red LED and Diffuser Color
- Includes Single Facing Configuration
- Surface Mount - Back, Side, or Top
- Integrated Backup Battery - NiCad 600mAh
- 90 Minutes of Emergency Power
- Integrated Test Switch & Charge Indicator
- Chicago Code Compliant Design
- 20-Gauge Steel Housing
- Ambient Operating Temperature: 0°C/32°F to 40°C/104°F
- UL Certified for Damp Locations
- Universal J-Box Mounting Pattern

PERFORMANCE SPECIFICATIONS

Catalog Number	Input Voltage	Input Power	Letter Color	Housing Color	Mounting	Battery Type	Battery Capacity	Recharge Time	Remote Capable
KT-EX-STCH1-WH1RL-SU	120-277V	3.2W	Red	White	Surface: Top, Side, and Back Mount	Nickel-Cadmium	600mAh	24 Hours	No

* See Ordering Information and Catalog Number Breakdown for more details.

PHYSICAL SPECIFICATIONS



KT-EX-STCH1-WH1RL-SU

EXIT SIGN

MOUNTING OPTIONS

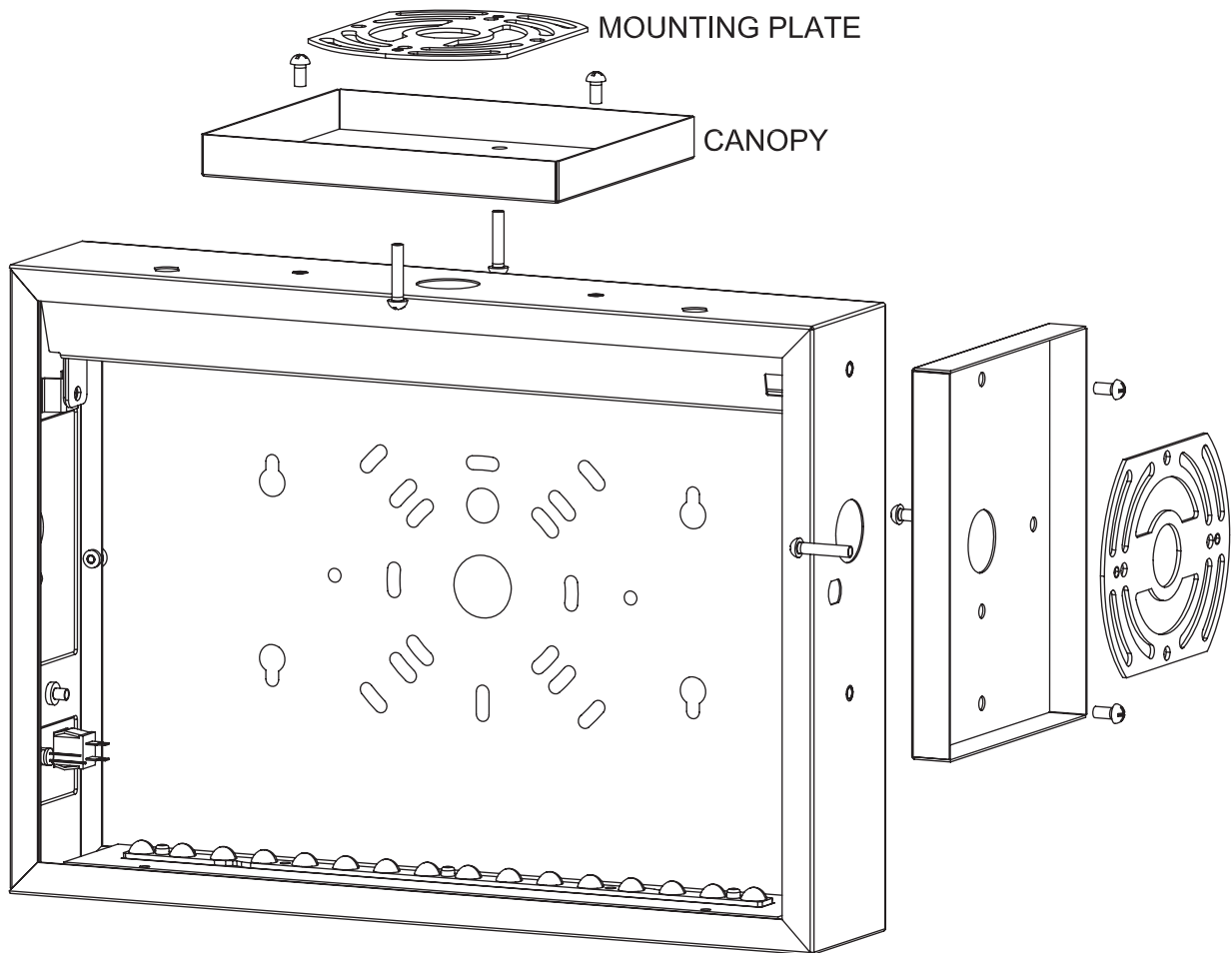
BACK MOUNT



TOP MOUNT



SIDE MOUNT



KT-EX-STCH1-WH1RL-SU

EXIT SIGN

OPTIONAL FACEPLATE KITS (OPTIONAL FACEPLATES SHIP WITH PRIMARY UNIT)

Kit Code	Catalog Number	Included Faceplate(s)	Image
/EE	KT-EX-STCH1-WH1RL-SU /EE	Exit x2	
/EL	KT-EX-STCH1-WH1RL-SU /EL	Exit with Left Arrow	
/ER	KT-EX-STCH1-WH1RL-SU /ER	Exit with Right Arrow	
/ELR	KT-EX-STCH1-WH1RL-SU /ELR	Exit with Left Arrow Exit with Right Arrow	
/ED	KT-EX-STCH1-WH1RL-SU /ED	Exit with Double Arrow	
/EDD	KT-EX-STCH1-WH1RL-SU /EDD	Exit with Double Arrow x2	
/S	KT-EX-STCH1-WH1RL-SU /S	Stair	
/SS	KT-EX-STCH1-WH1RL-SU /SS	Stair x2	
/SL	KT-EX-STCH1-WH1RL-SU /SL	Stair with Left Arrow	
/SR	KT-EX-STCH1-WH1RL-SU /SR	Stair with Right Arrow	
/SLR	KT-EX-STCH1-WH1RL-SU /SLR	Stair with Left Arrow Stair with Right Arrow	
/SD	KT-EX-STCH1-WH1RL-SU /SD	Stair with Double Arrow	
/SDD	KT-EX-STCH1-WH1RL-SU /SDD	Stair with Double Arrow x2	


SMART//SAFE®

KT-EX-STCH1-WH1RL-SU

EXIT SIGN

ORDERING INFORMATION

Catalog Number	Finish	UPC	Easy Code
KT-EX-STCH1-WH1RL-SU	White	843654165042	FUZ-80

CATALOG NUMBER BREAKDOWN

KT-EX-STCH1-WH1RL-SU /XX

1	2	3	4	5	6	7	8	9	10
---	---	---	---	---	---	---	---	---	----

- 1 Keystone Technologies
- 2 Exit Sign
- 3 Steel - Chicago Compliant
- 4 Form Factor 1
- 5 Housing Color
- 6 Facings
- 7 Lettering Color
- 8 Mounting
- 9 Input Voltage
- 10 Kit Code

5 Housing Color

WH	White
----	-------

6 Facings

1	Single
---	--------

7 Lettering Color

RL	Red Lettering
----	---------------

8 Mounting

S	Surface Mount
---	---------------

9 Input Voltage

U	120-277V
---	----------

ORDERING EXAMPLES


FIXTURE WITH OPTIONAL FACEPLATES INCLUDED (KIT)

KT-EX-STCH1-WH1RL-SU /EE



FIXTURE WITH NO ADDITIONAL FACEPLATES

KT-EX-STCH1-WH1RL-SU



KEYSTONE FIXTURE

CATALOG NUMBER
KT-EX-STCH1-WH1RL-SU

KIT CODE

SUFFIX	CATALOG NUMBER
✓ /EE	KT-EX-STCH1-WH1RL-SU /EE

Note: All accessories can also be ordered separately for field installation using just their regular Catalog Number, UPC, or Easy Code. Contact Keystone to order individual faceplates separately.