

KT-EX-ELNY2-WH3RL-SD

EXIT SIGN

DESCRIPTION

LED Exit Sign | Single or Double Facing | NYC Compliant |
White Finish | Red Lettering | Surface Mount |
Battery Backup | Built-in Test Switch | 120/277V Input

APPLICATION

UL 924 Compliant Exit Sign with Built-in Red Lettering,
New York City Code Compliant. Provides 90 Minutes of
Emergency Power.



PRODUCT FEATURES

- Red LED Color
- Includes Single or Double Facing Configurations
- Surface Mount - Back, Side, or Top
- Integrated Backup Battery - NiCad 600mAh
- 90 Minutes of Emergency Power
- Integrated Test Switch & Charge Indicator
- New York City Code Compliant Design
- Aluminum Housing
- Ambient Operating Temperature: 0°C/32°F to 40°C/104°F
- UL Certified for Damp Locations
- Universal J-Box Mounting Pattern
- Acrylic Exit Panel with Mirrored Backing

PERFORMANCE SPECIFICATIONS

Catalog Number	Input Voltage	Input Power	Letter Color	Housing Color	Mounting	Battery Type	Battery Capacity	Recharge Time	Remote Capable
KT-EX-ELNY2-WH3RL-SD	120/277V	3.2W	Red	White	Surface: Top, Side and Back Mount	Nickel-Cadmium	600mAh	24 Hours	No

* See Ordering Information and Catalog Number Breakdown for more details.

PHYSICAL SPECIFICATIONS

5.51"

14.98"

12.91"

4.45"

0.43"

Weight

Fixture Weight	Carton Weight
4.9 lbs	23.4 lbs

KT-EX-ELNY2-WH3RL-SD EXIT SIGN

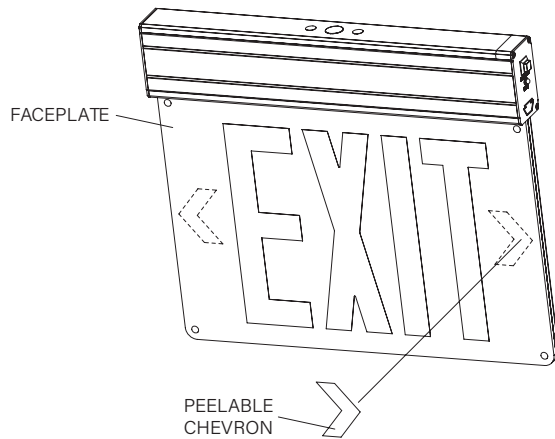
FIELD-ADJUSTABLE FEATURES: CHEVRONS, FACINGS & MOUNTING ORIENTATION

This fixture is equipped with field-adjustable removable chevrons, single (front only) or double (front and back) faceplates, and three mounting options (top, side, or back).

Note: Ensure power is off to the fixture and rechargeable battery is disconnected before making any adjustments.

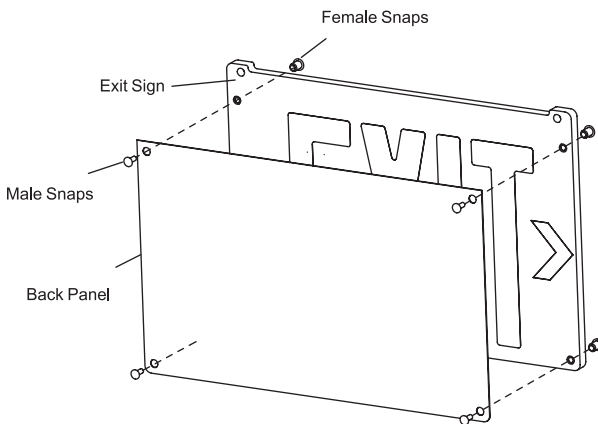
Use of Chevrons

Remove peelable chevron(s) on faceplate, as needed.



Single or Double-Sided Facing

This fixture ships with a back panel to allow for either single- or double-sided Exit Sign. If single-sided is desired, back panel will be attached to exit panel. For double-sided use, the back panel will not be utilized.



KT-EX-ELNY2-WH3RL-SD EXIT SIGN

MOUNTING OPTIONS

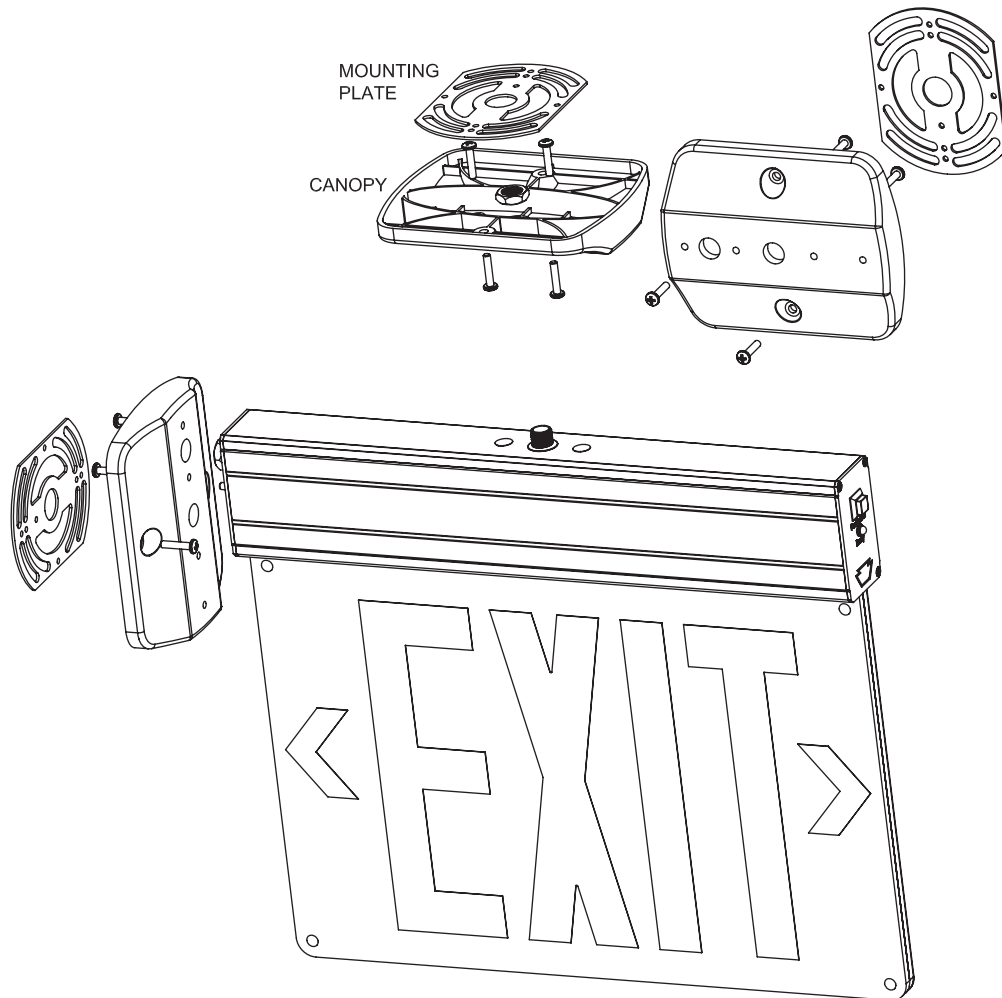
BACK MOUNT



TOP MOUNT



SIDE MOUNT





SMART//SAFE®

KT-EX-ELNY2-WH3RL-SD

EXIT SIGN

ORDERING INFORMATION

Catalog Number	Finish	UPC	Easy Code
KT-EX-ELNY2-WH3RL-SD	White	843654165103	BJF-07

CATALOG NUMBER BREAKDOWN

KT-EX-ELNY2-WH3RL-SD

1	2	3	4	5	6	7	8	9
1 Keystone Technologies	2 Exit Sign	3 Edge Lit - New York City Compliant	4 Form Factor 2	5 Housing Color	6 Facings	7 Lettering Color	8 Mounting	9 Input Voltage
				WH White	3 Single and Double	RL Red Lettering	S Surface Mount	D 120/277V