



**Emergency
Lighting
Products**

PRODUCT DESCRIPTION

The high-efficiency performance of the Hatch **ELP07-UNV-K** LED Emergency Driver meets California Energy Commission (CEC) Title 20 efficiency requirements and is certified in the CA Title 20 Appliance Efficiency Database. Hatch **ELP07-UNV-K** allows an LED lighting fixture to be used for normal and emergency operation. In the event of a power failure, the **ELP07-UNV-K** switches to emergency mode and operates the existing fixture for a minimum of 90 minutes. All of the LED Emergency Drivers in the Hatch line include a test switch with integrated charge indicator and are UL Listed for field or factory installation.

BENEFITS

- Certified in CA TITLE 20 Appliance Efficiency Database
- Energy efficient LiFePO₄ Battery
- UL Listed for field and factory installation
- For use with emergency only fixtures as well as new and existing fixtures.
- Two-piece design for added flexibility

FEATURES

- UL 924 LISTED for US and Canada
- Class 2 Compliant
- UL Listed for field and factory installation
- Separate, energy efficient LiFePO₄ battery
- Includes test switch and integrated charge indicator
- For use with switched or unswitched fixtures
- 5-Year Warranty
- Meets requirements for CEC Compliance
- Suitable for damp locations
- Includes installation guide and luminaire modification label
- For use with surface mounts or recessed type IC or non-IC products listed to UL standards.

7W CONSTANT POWER LED EMERGENCY DRIVER ELP07-UNV-K



APPROVALS / CERTIFICATIONS



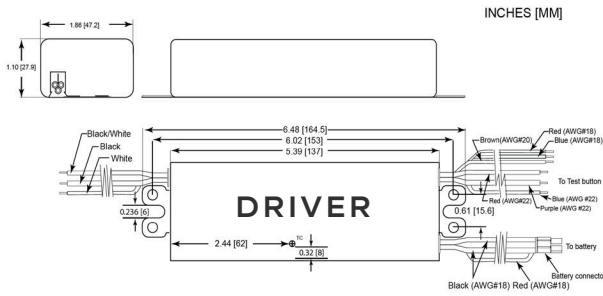
SPECIFICATIONS

Input Voltage	120-277VAC ± 10%
Frequency	50/60Hz
Output Voltage	20-60 VDC* Class 2
Output Current	350mA @ 20Vdc 120mA @ 58Vdc
Output Power	7W (constant)
Power Factor	>0.9
Emergency Operation	90 Minutes
Recharge Time	24 hours
Operating Temp.	0 to 55°C
Max Case Temp. (Driver)	75°C
Max Amb. Temp. (Battery)	55°C
Case Material	Metal
Battery	LifePO ₄ 12.8Vdc
Charging Current	307mA
EMI	FCC, 47CFR Part 15
Protections	Over Voltage, Short Circuit Over Current, Over Temp

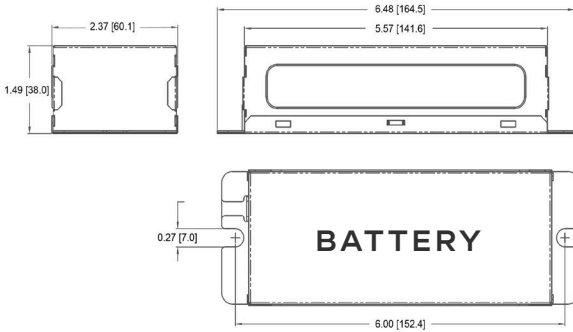
*The output power is valid for output voltage less than or equal to 58V, above that power will drop.

Product specifications are subject to change without notice.

PHYSICAL DIMENSIONS - ELP07-UNV-K

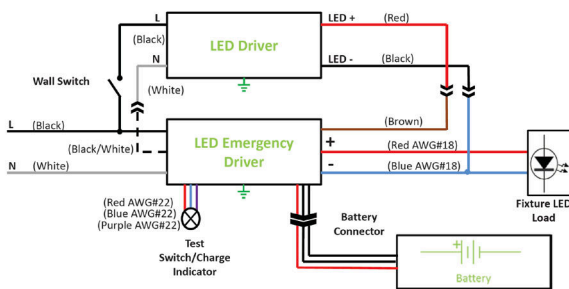


Length	6.48 [164]	Width	1.86 [47.2]
Height	1.10 [27.9]	Mounting	6.02 [153]



Length	6.48 [164.5]	Width	2.37 [60.1]
Height	1.49 [38.0]	Mounting	6.00 [152.4]

WIRING DIAGRAM



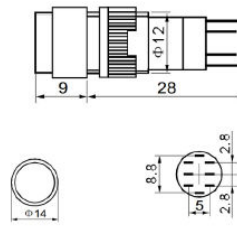
For additional wiring diagrams please visit <https://www.hatchlighting.com/elp-alternate-wiring-diagrams>

ONE-PIECE CONFIGURATION AVAILABLE



See specification sheet for ELP07-2060-UNV
Features an integrated LifePO₄ Battery for added installation flexibility.

TEST SWITCH



Tolerance:	
> 6-30	±0.40
> 0-6	±0.25

Recommended hole size for installation: Ø12mm

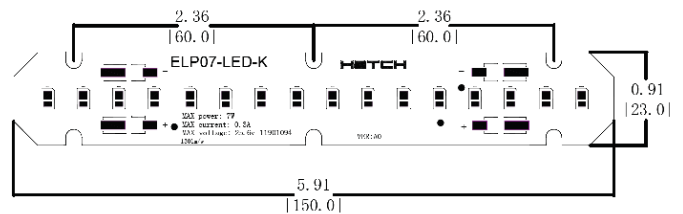
WIRING INFORMATION

Input	12", Black(L), White (N) #18AWG
Output	24", Red(+), Blue (-) #18AWG
LED Driver (N)	12", Black/White #18AWG
LED Driver (+)	24" Brown, #20AWG
Battery Connection	24", Red, Black #18AWG
Test Switch Connections	24", Red, Blue, Purple #22 AWG

PACKAGING INFORMATION

Package Weight	2.5 lbs		
Quantity	12 pc/carton		
INCLUDES			
LED Emergency Driver	1	LiFePO ₄ Battery	1
Wall Plate	1	Tek Screws	6
Luminaire Mod. Label	1	Test Button	1
Screw Wire Connectors	3	Installation Guide	1
Wall Plate Screws	2		

OPTIONAL LED MODULE



Part #	Max. Power	Max. Current	Typ. Voltage	Lumens/Watt	CRI
ELP07-LED-K	7	300mA	24V	~130	>80